



pricol limited

109 race course coimbatore 641 018 india
phone + 91 422 4336000 fax + 91 422 4336299
email city@pricol.co.in website www.pricol.com
CIN - L33129TZ1972PLC000641

PL/SEC/TGT/2014-2015/143
Monday, July 14, 2014

BSE Limited
Corporate Relationship Department
1st Floor, New Trading Ring
Rotunda Building, P J Towers,
Dalal Street, Fort
Mumbai 400 001

Through Courier


Dear Sir,


Sub: **Shareholding Pattern.**

We enclose herewith the shareholding pattern for the quarter ended **30th June 2014** as per Clause 35 of the Listing Agreement.



Thanking you

Yours faithfully,
For Pricol limited


T.G.Thamizhanban
Company Secretary




Encl: as above




Introductory sub-table (I)(a)

| | | | |
|--|-------------------------------|---|--|
| Name of the Company: Pricol Limited | | | |
| Scrip Code, Name of the scrip, class of security: 526109 / PRICOL | | | |
| Quarter ended: 30th June 2014 | | | |
| Partly paid-up shares:- | | | |
| | No. of partly paid-up shares | As a % of total no. of partly paid-up shares | As a % of total no. of shares of the company |
| Held by promoter/promoter group | - | - | - |
| Held by public | - | - | - |
| Total | - | - | - |
| Outstanding convertible securities:- | | | |
| | No. of outstanding securities | As a % of total no. of outstanding convertible securities | As a % of total no. of shares of the company, assuming full conversion of the convertible securities |
| Held by promoter/promoter group | - | - | - |
| Held by public | - | - | - |
| Total | - | - | - |
| Warrants:- | | | |
| | No. of warrants | As a % of total no. of warrants | As a % of total no. of shares of the company, assuming full conversion of warrants |
| Held by promoter/promoter group | - | - | - |
| Held by public | - | - | - |
| Total | - | - | - |
| Total paid-up capital of the company assuming full conversion of warrants and convertible securities | | 9,45,00,000 | |




Statement Showing Shareholding Pattern

| Category code | Category of Shareholder | Number of Shareholders | Table (I)(a) | | Total shareholding as a percentage of total number of shares | | Shares Pledged or otherwise encumbered | |
|---------------|---|------------------------|------------------------|--|--|----------------------------|--|------------------------|
| | | | Total number of shares | Number of shares held in dematerialized form | As a percentage of (A+B) ¹ | As a percentage of (A+B+C) | Number of shares | As a percentage |
| (I) | (II) | (III) | (IV) | (V) | (VI) | (VII) | (VIII) | (IX) = (VIII)/(IV)*100 |
| (A) | Shareholding of Promoter and Promoter Group² | | | | | | | |
| 1 | Indian | | | | | | | |
| (a) | Individuals/ Hindu Undivided Family | 18 | 2,45,93,256 | 2,45,93,256 | 26.02 | 26.02 | - | - |
| (b) | Central Government/ State Government(s) | - | - | - | - | - | - | - |
| (c) | Bodies Corporate | 7 | 1,33,78,440 | 92,38,440 | 14.16 | 14.16 | - | - |
| (d) | Financial Institutions/ Banks | - | - | - | - | - | - | - |
| (e) | Any Others(Specify) | - | - | - | - | - | - | - |
| | Sub Total(A)(1) | 25 | 3,79,71,696 | 3,38,31,696 | 40.18 | 40.18 | - | - |
| 2 | Foreign | | | | | | | |
| a | Individuals (Non-Residents Individuals/ Foreign Individuals) | - | - | - | - | - | - | - |
| b | Bodies Corporate | - | - | - | - | - | - | - |
| c | Institutions | - | - | - | - | - | - | - |
| d | Qualified Foreign Investor | - | - | - | - | - | - | - |
| e | Any Others(Specify) | - | - | - | - | - | - | - |
| | Sub Total(A)(2) | - | - | - | - | - | - | - |
| | Total Shareholding of Promoter and Promoter Group (A)= (A)(1)+(A)(2) | 25 | 3,79,71,696 | 3,38,31,696 | 40.18 | 40.18 | - | - |
| (B) | Public shareholding | | | | | | | |
| 1 | Institutions | | | | | | | |
| (a) | Mutual Funds/ UTI | 4 | 41,35,750 | 41,35,000 | 4.38 | 4.38 | - | - |
| (b) | Financial Institutions/ Banks | 5 | 34,207 | 34,082 | 0.04 | 0.04 | - | - |
| (c) | Central Government/ State Government(s) | - | - | - | - | - | - | - |
| (d) | Venture Capital Funds | 1 | 27,00,000 | - | 2.86 | 2.86 | - | - |
| (e) | Insurance Companies | 1 | 2,68,966 | 2,68,966 | 0.28 | 0.28 | - | - |
| (f) | Foreign Institutional Investors | 1 | 5,70,000 | 5,70,000 | 0.60 | 0.60 | - | - |
| (g) | Foreign Venture Capital Investors | - | - | - | - | - | - | - |
| (h) | Qualified Foreign Investor | - | - | - | - | - | - | - |
| (i) | Any Other (specify) | - | - | - | - | - | - | - |
| | Sub-Total (B)(1) | 12 | 77,08,923 | 50,08,048 | 8.16 | 8.16 | - | - |
| 2 | Non-Institutions | | | | | | | |
| (a) | Bodies Corporate | 816 | 1,66,10,412 | 1,20,94,402 | 17.58 | 17.58 | 28,000 | 0.17 |
| (b) | Individuals | | | | | | | |
| | i. Individual shareholders holding nominal share capital up to Rs 1 lakh | 23,401 | 2,59,93,091 | 2,31,01,651 | 27.51 | 27.51 | 11,244 | 0.04 |
| | ii. Individual shareholders holding nominal share capital in excess of Rs. 1 lakh. | 17 | 42,65,503 | 42,65,503 | 4.51 | 4.51 | - | - |
| (c) | Qualified Foreign Investor | - | - | - | - | - | - | - |
| (d) | Any Other (specify) | - | - | - | - | - | - | - |
| (d-i) | Non Resident Indians | 263 | 19,48,375 | 19,10,875 | 2.06 | 2.06 | - | - |
| (d-ii) | Trust | 1 | 2,000.00 | 2,000 | 0.00 | 0.00 | - | - |
| | Sub-Total (B)(2) | 24,498 | 4,88,19,381 | 4,13,74,431 | 51.66 | 51.66 | 39,244 | 0.08 |
| | Total Public Shareholding (B)= (B)(1)+(B)(2) | 24,510 | 5,65,28,304 | 4,63,82,479 | 59.82 | 59.82 | 39,244 | 0.07 |
| | TOTAL (A)+(B) | 24,535 | 9,45,00,000 | 8,02,14,175 | 100.00 | 100.00 | 39,244 | 0.04 |
| (C) | Shares held by Custodians and against which Depository Receipts have been issued | | | | | | | |
| 1 | Promoter and Promoter Group | | | | | | | |
| 2 | Public | | | | | | | |
| | Sub-Total (C) | - | - | - | - | - | - | - |
| | GRAND TOTAL (A)+(B)+(C) | 24,535 | 9,45,00,000 | 8,02,14,175 | 100.00 | 100.00 | 39,244 | 0.04 |




| Sr.No | Notes |
|-------|-------|
| 1 | |
| 2 | |
| 3 | |
| 4 | |
| 5 | |
| 6 | |
| 7 | |
| 8 | |
| 9 | |



(I)(b) Statement showing holding of securities (including shares, warrants, convertible securities) of persons belonging to the category "Promoter and Promoter Group"

| Sr. No. | Name of the shareholder | Details of Shares held | | Encumbered shares (*) | | | Details of warrants | | Details of convertible securities | | Total shares (including underlying shares assuming full conversion of warrants and convertible securities) as a % of diluted share capital |
|---------|--|------------------------|---------------------------------------|-----------------------|--------------------|---|-------------------------|---|---------------------------------------|---|--|
| | | Number of shares held | As a % of grand total (A) +(B) +(C) | No. | As a percentage | As a % of grand total (A)+(B)+(C) of sub-clause (I)(a) | Number of warrants held | As a % total number of warrants of the same class | Number of convertible securities held | As a % total number of convertible securities of the same class | |
| (i) | (ii) | (iii) | (iv) | (v) | (vi)=(v)/(iii)*100 | (vii) | (viii) | (ix) | (x) | (xi) | (xii) |
| 1 | VIJAY MOHAN | 88,83,540 | 9.40 | - | - | - | - | - | - | - | 9.40 |
| 2 | VIJAY MOHAN.D (BHUF) | 6,60,900 | 0.70 | - | - | - | - | - | - | - | 0.70 |
| 3 | VIREN MOHAN | 65,22,615 | 6.90 | - | - | - | - | - | - | - | 6.90 |
| 4 | VANITHA MOHAN | 38,01,180 | 4.02 | - | - | - | - | - | - | - | 4.02 |
| 5 | VIKRAM MOHAN | 33,63,960 | 3.56 | - | - | - | - | - | - | - | 3.56 |
| 6 | ASHWIN CHANDRAN | 1,53,651 | 0.16 | - | - | - | - | - | - | - | 0.16 |
| 7 | GAYATHRI BALAJI | 1,84,995 | 0.20 | - | - | - | - | - | - | - | 0.20 |
| 8 | MADHURA MOHAN | 1,81,575 | 0.19 | - | - | - | - | - | - | - | 0.19 |
| 9 | VINAY BALAJI | 1,20,000 | 0.13 | - | - | - | - | - | - | - | 0.13 |
| 10 | PRASHANTH CHANDRAN | 82,500 | 0.09 | - | - | - | - | - | - | - | 0.09 |
| 11 | SUMANTH R | 4,13,145 | 0.44 | - | - | - | - | - | - | - | 0.44 |
| 12 | SARATH CHANDRAN D | 45,000 | 0.05 | - | - | - | - | - | - | - | 0.05 |
| 13 | ANVAR JAY VARADARAJ | 40,470 | 0.04 | - | - | - | - | - | - | - | 0.04 |
| 14 | VARUN JAY VARADARAJ | 40,470 | 0.04 | - | - | - | - | - | - | - | 0.04 |
| 15 | MAYA JAY VARADARAJ | 40,470 | 0.04 | - | - | - | - | - | - | - | 0.04 |
| 16 | DR JAIRAM VARADARAJ | 35,805 | 0.04 | - | - | - | - | - | - | - | 0.04 |
| 17 | UDAY BALAJI | 22,005 | 0.02 | - | - | - | - | - | - | - | 0.02 |
| 18 | T BALAJI NAIDU | 975 | 0.00 | - | - | - | - | - | - | - | 0.00 |
| 19 | PRECOT MERIDIAN LIMITED | 27,90,000 | 2.95 | - | - | - | - | - | - | - | 2.95 |
| 20 | PRICOL HOLDINGS LIMITED | 44,10,000 | 4.67 | - | - | - | - | - | - | - | 4.67 |
| 21 | VENKATARAMANA HOLDINGS PRIVATE LIMITED | 41,40,000 | 4.38 | - | - | - | - | - | - | - | 4.38 |
| 22 | BHAVANI INFIN SERVICES INDIA PRIVATE LIMITED | 14,33,790 | 1.52 | - | - | - | - | - | - | - | 1.52 |
| 23 | SAGITTARIUS INVESTMENTS PRIVATE LIMITED | 2,74,650 | 0.29 | - | - | - | - | - | - | - | 0.29 |
| 24 | SUPREM TEXTILES PROCESSING LIMITED | 2,10,000 | 0.22 | - | - | - | - | - | - | - | 0.22 |
| 25 | SHRIMAY ENTERPRISES PRIVATE LIMITED | 1,20,000 | 0.13 | - | - | - | - | - | - | - | 0.13 |
| | TOTAL | 3,79,71,696 | 40.18 | - | - | - | - | - | - | - | 40.18 |

(*) The term "encumbrance" has the same meaning as assigned to it in regulation 28(3) of the SAST Regulations, 2011




c) Statement showing holding of securities (Including shares, warrants, convertible securities) of persons belonging to the category "Public" and holding more than 1% of the total number of shares

| Sr. No. | Name of the shareholder | Number of shares held | Shares as a percentage of total number of shares (i.e., Grand Total (A)+(B)+(C) indicated in Statement at para (l)(a) above} | Details of warrants | | Details of convertible securities | | Total shares (including underlying shares assuming full conversion of warrants and convertible securities) as a % of diluted share |
|--------------|---|-----------------------|--|-------------------------|---|---------------------------------------|--|--|
| | | | | Number of warrants held | As a % total number of warrants of the same class | Number of convertible securities held | % w.r.t total number of convertible securities of the same class | |
| 1 | PHI CAPITAL SOLUTIONS LLP | 45,00,000 | 4.76 | | | | | 4.76 |
| 2 | VRAMATH FINANCIAL SERVICES PVT LTD | 27,52,600 | 2.91 | - | - | - | - | 2.91 |
| 3 | PHI CAPITAL GROWTH FUND - I | 27,00,000 | 2.86 | | | | | 2.86 |
| 4 | HDFC TRUSTEE COMPANY LIMITED - HDFC PRUDENCE FUND | 25,50,000 | 2.70 | - | - | - | - | 2.70 |
| 5 | GANGA FINANCIAL CONSULTING PVT LTD | 18,31,836 | 1.94 | - | - | - | - | 1.94 |
| 6 | SUNDARAM MUTUAL FUND A/C SUNDARAM SMILE FUND | 15,30,000 | 1.62 | - | - | - | - | 1.62 |
| 7 | RAJESH MADHAVAN UNNI (HUF) | 10,89,030 | 1.15 | | | | | 1.15 |
| 8 | VRAMATH INVESTMENT CONSULTANCY PVT LTD | 9,44,277 | 1.00 | - | - | - | - | 1.00 |
| TOTAL | | 1,78,97,743 | 18.94 | - | - | - | - | 18.94 |

l) Statement showing holding of securities (including shares, warrants, convertible securities) of persons (together with c) i) PAC) belonging to the category "Public" and holding more than 5% of the total number of shares of the company

| Sr. No. | Name(s) of the shareholder(s) and the Persons Acting in Concert (PAC) with them | Number of shares | Shares as a percentage of total number of shares (i.e., Grand Total (A)+(B)+(C) indicated in Statement at para (l)(a) above} | Details of warrants | | Details of convertible securities | | Total shares (including underlying shares assuming full conversion of warrants and convertible securities) as a % of diluted share capital |
|---------|---|------------------|--|---------------------|---|---------------------------------------|--|--|
| | | | | Number of warrants | As a % total number of warrants of the same class | Number of convertible securities held | % w.r.t total number of convertible securities of the same class | |
| NIL | | | | | | | | |
| | | | | | | | | |
| | | | | | | | | |



(I)(d) Statement showing details of locked-in shares


| Sr. No. | Name of the shareholder | Number of locked-in shares | Locked-in shares as a percentage of total number of shares {i.e., Grand Total (A)+(B)+(C) indicated in Statement at para (I)(a) above} |
|---------|---------------------------|----------------------------|--|
| 1 | PHI Capital Solutions LLP | 45,00,000 | 4.76 |
| | Total | 45,00,000 | 4.76 |

(II)(a) Statement showing details of Depository Receipts (DRs)

| Sr. No. | Type of outstanding DR (ADRs, GDRs, SDRs, etc.) | Number of outstanding DRs | Number of shares underlying outstanding DRs | Shares underlying outstanding DRs as a percentage of total number of shares (i.e., Grand Total (A)+(B)+(C) indicated in Statement at para (I)(a) above} |
|---------|---|---------------------------|---|---|
| | | | NIL | |
| TOTAL | | | NIL | |

(II)(b) Statement showing holding of Depository Receipts (DRs), where underlying shares held by "promoter/promoter group" are in excess of 1% of the total number of shares

| Sr. No. | Name of the DR Holder | Type of outstanding DR (ADRs, GDRs, SDRs, etc.) | Number of shares underlying outstanding DRs | Shares underlying outstanding DRs as a percentage of total number of shares (i.e., Grand Total (A)+(B)+(C) indicated in Statement at para (I)(a) above} |
|---------|-----------------------|---|---|---|
| | | | NIL | |
| TOTAL | | | NIL | |



(III) (a) Statement showing the voting pattern of shareholders, if more than one class of shares/securities is issued by the issuer as on 30.06.2014

| Category Code | Category of shareholder | Number of Voting Rights held in each class of securities | | | Total Voting Rights (III+IV+V) | Total Voting Rights i.e. (VI) | |
|---------------|---|--|---------|---------|--------------------------------|-------------------------------|----------------------------|
| | | Class X | Class Y | Class Z | | As a percentage of (A+B) | As a percentage of (A+B+C) |
| (I) | (II) | (III) | (IV) | (V) | (VI) | (VII) | (VIII) |
| (A) | Promoter and Promoter Group | | | | | | |
| -1 | Indian | | | | | | |
| (a) | Individuals/ Hindu Undivided Family | | | | | | |
| (b) | Central Government/ State Government(s) | | | | | | |
| (c) | Bodies Corporate | | | | | | |
| (d) | Financial Institutions/ Banks | | | | | | |
| (e) | Any Other (specify) | | | | | | |
| | Sub-Total (A)(1) | | | | | | |
| -2 | Foreign | | | | | | |
| (a) | Individuals (Non-Resident Individuals/ Foreign Individuals) | | | | | | |
| (b) | Bodies Corporate | | | | | | |
| (c) | Institutions | | | | | | |
| | Any Other (specify) | | | | | | |
| | Sub-Total (A)(2) | | | | | | |
| | Total Shareholding of Promoter and Promoter Group (A)= (A)(1)+(A)(2) | | | | | | |
| (B) | Public shareholding | | | | | | |
| -1 | Institutions | | | | | | |
| (a) | Mutual Funds/UTI | | | | | | |
| (b) | Financial Institutions/ Banks | | | | | | |
| (c) | Central Government/ State Government(s) | | | | | | |
| (d) | Venture Capital Funds | | | | | | |
| (e) | Insurance Companies | | | | | | |
| (f) | Foreign Institutional Investors | | | | | | |
| (g) | Foreign Venture Capital Investors | | | | | | |
| (h) | Any Other (specify) | | | | | | |
| | Sub-Total (B)(1) | | | | | | |
| -2 | Non-institutions | | | | | | |
| (a) | Bodies Corporate | | | | | | |
| (b) | Individuals - | | | | | | |
| | i. Individual shareholders holding nominal share capital up to Rs. 1 lakh. | | | | | | |
| | ii. Individual shareholders holding nominal share capital in excess of Rs. 1 lakh. | | | | | | |
| (c) | Any Other (specify) | | | | | | |
| | Sub-Total (B)(2) | | | | | | |
| | Total Public Shareholding (B)= (B)(1)+(B)(2) | | | | | | |
| | TOTAL (A)+(B) | | | | | | |
| (C) | Shares held by Custodians and against which Depository Receipts have been issued | | | | | | |
| | GRAND TOTAL (A)+(B)+(C) | | | | | | |

**Not
Applicable**

for priceol limited

T.G.Themizhanban
Company Secretary

