



pricol limited

109 race course coimbatore 641 018 india
phone +91 422 4336000 fax +91 422 4336299
e mail city@pricol.co.in website www.pricol.com

PL/SEC/TGT/2013-2014/010

Wednesday, April 10, 2013

Bombay Stock Exchange Limited
Corporate Relationship Department
1st Floor, New Trading Ring
Rotunda Building, P J Towers,
Dalal Street, Fort
Mumbai 400 001

Through Courier.

Dear Sir,

Sub: **Shareholding Pattern**



We enclose herewith the shareholding pattern for the quarter ended **31st March 2013** as per Clause 35 of the Listing Agreement.

Thanking you

Yours faithfully,
For Pricol limited

T.G.Thamizhanban
Company Secretary

Encl: as above




Introductory sub-table (I)(a)

Name of the Company: Pricol Limited			
Scrip Code, Name of the scrip, class of security: 526109 / PRICOL			
Quarter ended: 31st March 2013			
Partly paid-up shares:-	No. of partly paid-up shares	As a % of total no. of partly paid-up shares	As a % of total no. of shares of the company
Held by promoter/promoter group	-	-	-
Held by public	-	-	-
Total - D	-	-	-
Outstanding convertible securities:-			
	No. of outstanding securities	As a % of total no. of outstanding convertible securities	As a % of total no. of shares of the company, assuming full conversion of the convertible securities
Held by promoter/promoter group	-	-	-
Held by public	-	-	-
Total - E	-	-	-
Warrants:-			
	No. of warrants	As a % of total no. of warrants	As a % of total no. of shares of the company, assuming full conversion of warrants
Held by promoter/promoter group	-	-	-
Held by public	4,500,000	100.00	4.76
Total - F	4,500,000	100.00	4.76
Total paid-up capital of the company assuming full conversion of warrants and convertible securities			94,500,000





Statement Showing Shareholding Pattern							
Category code	Category of Shareholder	Number of Shareholders	Total number of shares	Number of shares held in dematerialized form	Total shareholding as a percentage of total number of shares		Shares Pledged or otherwise encumbered
					As a percentage of (A+B) ¹ (VI)	As a percentage of (A+B+C) (VII)	
(i)	(ii)	(iii)	(iv)	(v)	(vi)	(vii)	(ix) = (viii)/(iv)*100
(A)	Shareholding of Promoter and Promoter Group ²						
1	Indian						
(a)	Individuals/ Hindu Undivided Family	18	24,593,256	24,593,256	27.33	27.33	-
(b)	Central Government/ State	-	-	-	-	-	-
(c)	Bodies Corporate	6	11,910,690	11,910,690	13.23	13.23	-
(d)	Financial Institutions/ Banks	-	-	-	-	-	-
(e)	Any Others (Specify)	-	-	-	-	-	-
(e-i)							
(e-ii)							
	Sub Total(A)(1)	24	36,503,946	36,503,946	40.56	40.56	-
2	Foreign						
a	Individuals (Non-Residents Individuals/ Foreign Individuals)	-	-	-	-	-	-
b	Bodies Corporate	-	-	-	-	-	-
c	Institutions	-	-	-	-	-	-
d	Qualified Foreign Investor.	-	-	-	-	-	-
d-i	Any Others (Specify)	-	-	-	-	-	-
d-ii		-	-	-	-	-	-
	Sub Total(A)(2)	-	-	-	-	-	-
	Total Shareholding of Promoter and Promoter Group (A)= (A)(1)+(A)(2)	24	36,503,946	36,503,946	40.56	40.56	-
(B)	Public shareholding						
1	Institutions						
(a)	Mutual Funds/ UTI	3	3,513,359	3,512,609	3.90	3.90	-
(b)	Financial Institutions / Banks	1	125	-	0.00	0.00	-
(c)	Central Government/ State Government(s)	-	-	-	-	-	-
(d)	Venture Capital Funds	1	2,700,000	-	3.00	3.00	-
(e)	Insurance Companies	1	268,966	268,966	0.30	0.30	-
(f)	Foreign Institutional Investors	-	-	-	-	-	-
(g)	Foreign Venture Capital Investors	-	-	-	-	-	-
(h)	Qualified Foreign Investor	-	-	-	-	-	-
(i)	Any Other (specify)	-	-	-	-	-	-
	Sub-Total (B)(1)	6	6,482,450	3,781,575	7.20	7.20	-



Statement Showing Shareholding Pattern									
Category code	Category of Shareholder	Number of Shareholders	Total number of shares	Number of shares held in dematerialized form	Total shareholding as a percentage of total number of shares		Shares Pledged or otherwise encumbered	As a percentage	(IX) = (VII)/(IV)*100
					As a percentage of (A+B) (VI)	As a percentage of (A+B+C) (VII)			
(i)	(ii)	(iii)	(iv)	(v)	(vi)	(vii)	(viii)	(ix)	(x)
B 2	Non-institutions								
(a)	Bodies Corporate	596	5,862,221	5,844,711	6.51	6.51	-	-	-
(b)	Individuals								
	Individuals -i. Individual shareholders holding nominal share capital up to Rs 1 lakh	26,702	30,702,520	27,701,520	34.11	34.11	-	-	-
ii	Individual shareholders holding nominal share capital in excess of Rs. 1 lakh.	20	5,337,713	5,337,713	5.93	5.93	-	-	-
(c)	Qualified Foreign Investor								
(d)	Any Other (specify)								
(d-i)	Non Resident Indians								
		228	971,150	933,650	1.08	1.08	-	-	-
(d-ii)	Denso Corporation, Japan Foreign Collaborator	1	4,140,000	-	4.60	4.60	-	-	-
	Sub-Total (B)(2)	27,547	47,013,604	39,817,594	52.24	52.24	-	-	-
(B)	Total Public Shareholding (B)= (B)(1)+(B)(2)	27,553	53,496,054	43,599,169	59.44	59.44	-	-	-
	TOTAL (A)+(B)	27,577	90,000,000	80,103,115	100.00	100.00	-	-	-
(C)	Shares held by Custodians and against which Depository Receipts have been issued								
1	Promoter and Promoter Group	-	-	-	-	-	-	-	-
2	Public	-	-	-	-	-	-	-	-
	Sub-Total (C)	-	-	-	-	-	-	-	-
	GRAND TOTAL (A)+(B)+(C)	27,577	90,000,000	80,103,115	100.00	100.00	-	-	-

(1)(b) Statement showing holding of securities (including shares, warrants, convertible securities) of persons belonging to the category "Promoter and Promoter Group"

Sr. No.	Name of the shareholder	Details of Shares held		Encumbered shares (*)			Details of warrants		Details of convertible securities		Total shares (including underlying shares assuming full conversion of warrants and convertible securities) as a % of diluted share capital
		Number of shares held	As a % of grand total (A)+(B)+(C)	No.	As a percentage (V)=(V)/(III)*100	As a % of grand total (A)+(B)+(C) of sub-clause (1)(a)	Number of warrants held	As a % total number of warrants of the same class	Number of convertible securities held	As a % total number of convertible securities of the same class	
(i)	(ii)	(iii)	(iv)	(v)	(vi)	(vii)	(viii)	(ix)	(x)	(xi)	(xii)
1	VIJAY MOHAN	8,883,540	9.87	-	-	-	-	-	-	-	9.40
2	VIJAY MOHAN,D (BHUF)	860,900	0.73	-	-	-	-	-	-	-	0.70
3	VIREN MOHAN	6,522,615	7.25	-	-	-	-	-	-	-	6.90
4	VANITHA MOHAN	3,801,180	4.22	-	-	-	-	-	-	-	4.02
5	VIKRAM MOHAN	3,368,980	3.74	-	-	-	-	-	-	-	3.56
6	ASHWIN CHANDRAN	153,651	0.17	-	-	-	-	-	-	-	0.16
7	GAYATHRI BALAJI	184,995	0.21	-	-	-	-	-	-	-	0.20
8	MADHURA MOHAN	181,575	0.20	-	-	-	-	-	-	-	0.19
9	VINAY BALAJI	120,000	0.13	-	-	-	-	-	-	-	0.13
10	PRASHANTH CHANDRAN	82,500	0.09	-	-	-	-	-	-	-	0.09
11	SUMANATH R	413,145	0.46	-	-	-	-	-	-	-	0.44
12	SARATH CHANDRAN D	45,000	0.05	-	-	-	-	-	-	-	0.05
13	ANVAR JAY VARADARAJ	40,470	0.04	-	-	-	-	-	-	-	0.04
14	VARUN JAY VARADARAJ	40,470	0.04	-	-	-	-	-	-	-	0.04
15	MAYA JAY VARADARAJ	40,470	0.04	-	-	-	-	-	-	-	0.04
16	DR JAIRAM VARADARAJ	35,805	0.04	-	-	-	-	-	-	-	0.04
17	UDAY BALAJI	22,005	0.02	-	-	-	-	-	-	-	0.02
18	T BALAJI NAIDU	975	0.00	-	-	-	-	-	-	-	0.00
19	PRECOT MERIDIAN LIMITED	5,462,250	6.07	-	-	-	-	-	-	-	5.78
20	PRICOL HOLDINGS LIMITED	4,410,000	4.90	-	-	-	-	-	-	-	4.67
21	BHAVANI INFEN SERVICES INDIA PRIVATE LIMITED	1,433,790	1.59	-	-	-	-	-	-	-	1.52
22	SAGITTARIUS INVESTMENTS PRIVATE LIMITED	274,650	0.31	-	-	-	-	-	-	-	0.29
23	SUPREM TEXTILES PROCESSING LIMITED	210,000	0.23	-	-	-	-	-	-	-	0.22
24	SHRIMAY ENTERPRISES PRIVATE LIMITED	120,000	0.13	-	-	-	-	-	-	-	0.13
	TOTAL	36,503,946	40.56	-	-	-	-	-	-	-	38.63

(*) The term "encumbrance" has the same meaning as assigned to it in regulation 28(3) of the SAST Regulations, 2011



(I)(c)(i) Statement showing holding of securities (including shares, warrants, convertible securities) of persons belonging to the category "Public" and holding more than 1% of the total number of shares

Sr. No.	Name of the shareholder	Number of shares held	Shares as a percentage of total number of shares {i.e., Grand Total (A)+(B)+(C) indicated in Statement at para (I)(a) above}	Details of warrants		Details of convertible securities		Total shares (including underlying shares assuming full conversion of warrants and convertible securities) as a % of diluted share capital
				Number of warrants held	As a % total number of warrants of the same class	Number of convertible securities held	% w.r.t total number of convertible securities of the same class	
1	DENSO CORPORATION	4,140,000	4.60	-	-	-	-	4.38
2	SUNDARAM MUTUAL FUND	3,043,382	3.38	-	-	-	-	3.22
3	PHI CAPITAL GROWTH FUND-I	2,700,000	3.00	-	-	-	-	2.86
4	PHI CAPITAL SOLUTIONS LLP	-	-	4,500,000	100.00	-	-	4.76
TOTAL		9,883,382	10.98	4,500,000	100.00	-	-	15.22

(I)(c)(ii) Statement showing holding of securities (including shares, warrants, convertible securities) of persons (together with PAC) belonging to the category "Public" and holding more than 5% of the total number of shares of the company

Sr. No.	Name(s) of the shareholder(s) and the Persons Acting in Concert (PAC) with them	Number of shares	Shares as a percentage of total number of shares {i.e., Grand Total (A)+(B)+(C) indicated in Statement at para (I)(a) above}	Details of warrants		Details of convertible securities		Total shares (including underlying shares assuming full conversion of warrants and convertible securities) as a % of diluted share capital
				Number of warrants	As a % total number of warrants of the same class	Number of convertible securities held	% w.r.t total number of convertible securities of the same class	
NIL								
NIL								
NIL								



(i)(d) Statement showing details of locked-in shares

Sr. No.	Name of the shareholder	Number of locked-in shares	Locked-in shares as a percentage of total number of shares (i.e., Grand Total (A)+(B)+(C) indicated in Statement at para (i)(a) above)
TOTAL		NIL	NIL

(ii)(a) Statement showing details of Depository Receipts (DRs)

Sr. No.	Type of outstanding DR (ADRs, GDRs, SDRs, etc.)	Number of outstanding DRs	Number of shares underlying outstanding DRs	Shares underlying outstanding DRs as a percentage of total number of shares (i.e., Grand Total (A)+(B)+(C) indicated in Statement at para (i)(a) above)
TOTAL			NIL	NIL

(ii)(b) Statement showing holding of Depository Receipts (DRs), where underlying shares held by "promoter/promoter group" are in excess of 1% of the total number of shares

Sr. No.	Name of the DR Holder	Type of outstanding DR (ADRs, GDRs, SDRs, etc.)	Number of shares underlying outstanding DRs	Shares underlying outstanding DRs as a percentage of total number of shares (i.e., Grand Total (A)+(B)+(C) indicated in Statement at para (i)(a) above)
TOTAL			NIL	NIL

