



pricol limited

109 race course coimbatore 641 018 india
phone + 91 422 4336000 fax + 91 422 4336299
email city@pricol.co.in website www.pricol.com
CIN - L33129TZ1972PLC000641

PL/SEC/TGT/2015-2016/007
Tuesday, 7th April, 2015

Corporate Relationship Department

BSE Limited

1st Floor, New Trading Ring
Rotunda Building, P J Towers,
Dalal Street, Fort, Mumbai 400 001

The Manager

Listing Department

National Stock Exchange of India Limited

“Exchange Plaza”, C-1, Block G
Bandra-Kurla Complex,
Bandra (E), Mumbai - 400051


Dear Sir,

Sub: **Shareholding Pattern**

We enclose herewith the shareholding pattern for the quarter ended **31st March 2015** as per Clause 35 of the Listing Agreement.

Thanking you

Yours faithfully,
For Pricol limited



T.G.Thamizhanban
Company Secretary

Encl: as above




Introductory sub-table (I)(a)


Name of the Company: Pricol Limited			
Scrip Code, Name of the scrip, class of security: 526109 / PRICOL			
Quarter ended: 31st March 2015			
Partly paid-up shares:-	No. of partly paid-up shares	As a % of total no. of partly paid-up shares	As a % of total no. of shares of the company
Held by promoter/promoter group	-	-	-
Held by public	-	-	-
Total	-	-	-
Outstanding convertible securities:-	No. of outstanding securities	As a % of total no. of outstanding convertible securities	As a % of total no. of shares of the company, assuming full conversion of the convertible securities
Held by promoter/promoter group	-	-	-
Held by public	-	-	-
Total	-	-	-
Warrants:-	No. of warrants	As a % of total no. of warrants	As a % of total no. of shares of the company, assuming full conversion of warrants
Held by promoter/promoter group	-	-	-
Held by public	-	-	-
Total	-	-	-
Total paid-up capital of the company assuming full conversion of warrants and convertible securities		94,796,721	



Statement Showing Shareholding Pattern								
Category code	Category of Shareholder	Number of Shareholders	Table (I)(a)		Total shareholding as a percentage of total number of shares		Shares Pledged or otherwise encumbered	
			Total number of shares	Number of shares held in dematerialized form	As a percentage of (A+B) ¹	As a percentage of (A+B+C)	Number of shares	As a percentage
			(IV)	(V)	(VI)	(VII)	(VIII)	(IX)= (VIII)/(IV)*100
(A)	Shareholding of Promoter and Promoter Group²							
1	Indian							
(a)	Individuals/ Hindu Undivided Family	18	24,882,743	24,882,743	26.25	26.25	-	-
(b)	Central Government/ State Government(s)	-	-	-	-	-	-	-
(c)	Bodies Corporate	7	13,378,748	13,378,748	14.11	14.11	-	-
(d)	Financial Institutions/ Banks	-	-	-	-	-	-	-
(e)	Any Others(Specify)	-	-	-	-	-	-	-
	Sub Total(A)(1)	25	38,261,491	38,261,491	40.36	40.36	-	-
2	Foreign							
a	Individuals (Non-Residents Individuals/ Foreign Individuals)	-	-	-	-	-	-	-
b	Bodies Corporate	-	-	-	-	-	-	-
c	Institutions	-	-	-	-	-	-	-
d	Qualified Foreign Investor	-	-	-	-	-	-	-
e	Any Others(Specify)	-	-	-	-	-	-	-
	Sub Total(A)(2)	-	-	-	-	-	-	-
	Total Shareholding of Promoter and Promoter Group (A)= (A)(1)+(A)(2)	25	38,261,491	38,261,491	40.36	40.36	-	-
(B)	Public shareholding							
1	Institutions							
(a)	Mutual Funds/ UTI	5	1,758,881	1,758,131	1.86	1.86	-	-
(b)	Financial Institutions / Banks	4	79,788	79,663	0.08	0.08	29,563	37.05
(c)	Central Government/ State Government(s)	-	-	-	-	-	-	-
(d)	Venture Capital Funds	1	2,700,000	2,700,000	2.85	2.85	-	-
(e)	Insurance Companies	1	268,966	268,966	0.28	0.28	-	-
(f)	Foreign Institutional Investors	3	133,437	133,437	0.14	0.14	-	-
(g)	Foreign Venture Capital Investors	-	-	-	-	-	-	-
(h)	Qualified Foreign Investor	-	-	-	-	-	-	-
(i)	Any Other (specify)	-	-	-	-	-	-	-
	Sub-Total (B)(1)	14	4,941,072	4,940,197	5.21	5.21	29,563	0.60
2	Non-Institutions							
(a)	Bodies Corporate	713	15,360,443	15,344,433	16.20	16.20	710,501	4.63
(b)	Individuals							
	i. Individual shareholders holding nominal share capital up to Rs 1 lakh	27,098	30,389,683	27,580,949	32.06	32.06	529,364	1.74
	ii. Individual shareholders holding nominal share capital in excess of Rs. 1 lakh.	15	4,264,697	4,264,697	4.50	4.50	-	-
(c)	Qualified Foreign Investor	-	-	-	-	-	-	-
(d)	Any Other (specify)	-	-	-	-	-	-	-
(d-i)	Non Resident Indians	329	1,577,835	1,540,335	1.66	1.66	-	-
(d-ii)	Trust	1	1,500	1,500	0.00	0.00	-	-
	Sub-Total (B)(2)	28,156	51,594,158	48,731,914	54.43	54.43	1,239,865	2.40
	Total Public Shareholding (B)= (B)(1)+(B)(2)	28,170	56,535,230	53,672,111	59.64	59.64	1,269,428	2.25
	TOTAL (A)+(B)	28,195	94,796,721	91,933,602	100.00	100.00	1,269,428	1.34
(C)	Shares held by Custodians and against which Depository Receipts have been issued							
1	Promoter and Promoter Group	-	-	-	-	-	-	-
2	Public	-	-	-	-	-	-	-
	Sub-Total (C)	-	-	-	-	-	-	-
	GRAND TOTAL (A)+(B)+(C)	28,195	94,796,721	91,933,602	100.00	100.00	1,269,428	1.34




Sr.No	Notes
1	
2	
3	
4	
5	
6	
7	
8	
9	



(I)(b) Statement showing holding of securities (Including shares, warrants, convertible securities) of persons belonging to the category "Promoter and Promoter Group"

Sr. No.	Name of the shareholder	Details of Shares held		Encumbered shares (*)			Details of warrants		Details of convertible securities		Total shares (Including underlying shares assuming full conversion of warrants and convertible securities) as a % of diluted share capital
		Number of shares held	As a % of grand total (A)+(B)+(C)	No.	As a percentage	As a % of grand total (A)+(B)+(C) of sub-clause (I)(a)	Number of warrants held	As a % total number of warrants of the same class	Number of convertible securities held	As a % total number of convertible securities of the same class	
(i)	(ii)	(iii)	(iv)	(v)	(vi)=(v)/(iii)*100	(vii)	(viii)	(ix)	(x)	(xi)	(xii)
1	VIJAY MOHAN	9,167,453	9.67	-	-	-	-	-	-	-	9.70
2	VIJAY MOHAN.D (BHUF)	660,900	0.70	-	-	-	-	-	-	-	0.70
3	VIREN MOHAN	6,522,615	6.88	-	-	-	-	-	-	-	6.90
4	VANITHA MOHAN	3,806,754	4.02	-	-	-	-	-	-	-	4.03
5	VIKRAM MOHAN	3,363,960	3.55	-	-	-	-	-	-	-	3.56
6	ASHWIN CHANDRAN	153,651	0.16	-	-	-	-	-	-	-	0.16
7	GAYATHRI BALAJI	184,995	0.20	-	-	-	-	-	-	-	0.20
8	MADHURA MOHAN	181,575	0.19	-	-	-	-	-	-	-	0.19
9	VINAY BALAJI	120,000	0.13	-	-	-	-	-	-	-	0.13
10	PRASHANTH CHANDRAN	82,500	0.09	-	-	-	-	-	-	-	0.09
11	SUMANTH R	413,145	0.44	-	-	-	-	-	-	-	0.44
12	SARATH CHANDRAN D	45,000	0.05	-	-	-	-	-	-	-	0.05
13	ANVAR JAY VARADARAJ	40,470	0.04	-	-	-	-	-	-	-	0.04
14	VARUN JAY VARADARAJ	40,470	0.04	-	-	-	-	-	-	-	0.04
15	MAYA JAY VARADARAJ	40,470	0.04	-	-	-	-	-	-	-	0.04
16	DR JAIRAM VARADARAJ	35,805	0.04	-	-	-	-	-	-	-	0.04
17	UDAY BALAJI	22,005	0.02	-	-	-	-	-	-	-	0.02
18	T BALAJI NAIDU	975	0.00	-	-	-	-	-	-	-	0.00
19	PRECOT MERIDIAN LIMITED	2,790,000	2.94	-	-	-	-	-	-	-	2.95
20	PRICOL HOLDINGS LIMITED	4,410,308	4.65	-	-	-	-	-	-	-	4.67
21	VENKATARAMANA HOLDINGS PRIVATE LIMITED	4,140,000	4.37	-	-	-	-	-	-	-	4.38
22	BHAVANI INFIN SERVICES INDIA PRIVATE LIMITED	1,433,790	1.51	-	-	-	-	-	-	-	1.52
23	SAGITARIUS INVESTMENTS PRIVATE LIMITED	274,650	0.29	-	-	-	-	-	-	-	0.29
24	SUPREM TEXTILES PROCESSING LIMITED	210,000	0.22	-	-	-	-	-	-	-	0.22
25	SHRIMAY ENTERPRISES PRIVATE LIMITED	120,000	0.13	-	-	-	-	-	-	-	0.13
	TOTAL	38,261,491	40.36	-	-	-	-	-	-	-	40.49

(*) The term "encumbrance" has the same meaning as assigned to it in regulation 28(3) of the SAST Regulations, 2011




(c) (Statement showing holding of securities (including shares, warrants, convertible securities) of persons belonging to the category "Public" and holding more than 1% of the total number of shares

Sr. No	Name of the shareholder	Number of shares held	Shares as a percentage of total number of shares (i.e., Grand Total (A)+(B)+(C) indicated in Statement at para (I)(a) above)	Details of warrants		Details of convertible securities		Total shares (including underlying shares assuming full conversion of warrants and convertible securities) as a % of diluted share
				Number of warrants held	As a % total number of warrants of the same class	Number of convertible securities held	% w.r.t total number of convertible securities of the same class	
1	VRAMATH FINANCIAL SERVICES PVT LTD	4567761	4.82					4.82
2	PHI CAPITAL SOLUTIONS LLP	4500000	4.75	-	-	-	-	4.75
3	PHI CAPITAL TRUST - PHI CAPITAL GROWTH F	2700000	2.85					2.85
4	RAJESH MADHAVAN UNNI (HUF) .	1680596	1.77	-	-	-	-	1.77
5	SUNDARAM MUTUAL FUND A/C SUNDARAM	1518503	1.60	-	-	-	-	1.60
TOTAL		14,966,860	15.79	-	-	-	-	15.79

(I) (Statement showing holding of securities (including shares, warrants, convertible securities) of persons (together with c)(i PAC) belonging to the category "Public" and holding more than 5% of the total number of shares of the company

Sr. No	Name(s) of the shareholder(s) and the Persons Acting in Concert (PAC) with them	Number of shares	Shares as a percentage of total number of shares (i.e., Grand Total (A)+(B)+(C) indicated in Statement at para (I)(a) above)	Details of warrants		Details of convertible securities		Total shares (including underlying shares assuming full conversion of warrants and convertible securities) as a % of diluted share capital
				Number of warrants	As a % total number of warrants of the same class	Number of convertible securities held	% w.r.t total number of convertible securities of the same class	
NIL								



(I)(d) Statement showing details of locked-in shares


Sr. No.	Name of the shareholder	Number of locked-in shares	Locked-in shares as a percentage of total number of shares (i.e., Grand Total (A)+(B)+(C) indicated in Statement at para (I)(a) above)
1	PHI Capital Solutions LLP	1,800,000	1.90
	Total	1,800,000	1.90

(II)(a) Statement showing details of Depository Receipts (DRs)

Sr. No.	Type of outstanding DR (ADRs, GDRs, SDRs, etc.)	Number of outstanding DRs	Number of shares underlying outstanding DRs	Shares underlying outstanding DRs as a percentage of total number of shares (i.e., Grand Total (A)+(B)+(C) indicated in Statement at para (I)(a) above)
			NIL	
TOTAL			NIL	

(II)(b) Statement showing holding of Depository Receipts (DRs), where underlying shares held by "promoter/promoter group" are in excess of 1% of the total number of shares

Sr. No.	Name of the DR Holder	Type of outstanding DR (ADRs, GDRs, SDRs, etc.)	Number of shares underlying outstanding DRs	Shares underlying outstanding DRs as a percentage of total number of shares (i.e., Grand Total (A)+(B)+(C) indicated in Statement at para (I)(a) above)
			NIL	
TOTAL			NIL	



(III) (a) Statement showing the voting pattern of shareholders, if more than one class of shares/securities is issued by the issuer as on 31.03.2015

Category Code	Category of shareholder	Number of Voting Rights held in each class of securities			Total Voting Rights (III+IV+V)	Total Voting Rights i.e. (VI)	
		Class X	Class Y	Class Z		As a percentage of (A+B)	As a percentage of (A+B+C)
(I)	(II)	(III)	(IV)	(V)	(VI)	(VII)	(VIII)
(A)	Promoter and Promoter Group						
-1	Indian						
(a)	Individuals/ Hindu Undivided Family						
(b)	Central Government/ State Government(s)						
(c)	Bodies Corporate						
(d)	Financial Institutions/ Banks						
(e)	Any Other (specify)						
	Sub-Total (A)(1)						
-2	Foreign						
(a)	Individuals (Non-Resident Individuals/ Foreign Individuals)						
(b)	Bodies Corporate						
(c)	Institutions						
	Any Other (specify)						
	Sub-Total (A)(2)						
	Total Shareholding of Promoter and Promoter Group (A)= (A)(1)+(A)(2)						
(B)	Public shareholding						
-1	Institutions						
(a)	Mutual Funds/UTI						
(b)	Financial Institutions/ Banks						
(c)	Central Government/ State Government(s)						
(d)	Venture Capital Funds						
(e)	Insurance Companies						
(f)	Foreign Institutional Investors						
(g)	Foreign Venture Capital Investors						
(h)	Any Other (specify)						
	Sub-Total (B)(1)						
-2	Non-institutions						
(a)	Bodies Corporate						
(b)	Individuals - i. Individual shareholders holding nominal share capital up to Rs. 1 lakh. ii. Individual shareholders holding nominal share capital in excess of Rs. 1 lakh.						
(c)	Any Other (specify)						
	Sub-Total (B)(2)						
	Total Public Shareholding (B)= (B)(1)+(B)(2)						
	TOTAL (A)+(B)						
(C)	Shares held by Custodians and against which Depository Receipts have been issued						
	GRAND TOTAL (A)+(B)+(C)						

**Not
Applicable**

