


Disclosure of shareholding pattern and manner of maintaining shareholding in dematerialized format as per Regulation 31 of the SEBI (Listing Obligations and Disclosure Requirements) Regulations, 2015

1. Name of Entity : PRICOL PUNE LIMITED
 2. Scrip Code/Name of Scrip/Class of Security : Not Applicable
 3. Share Holding Pattern Filed under: Reg. 31(1)(a)/Reg. 31(1)(b)/Reg.31(1)(c)
 a. If under 31(1)(b) then indicate the report for Quarter ending : Pre - Amalgamation
 b. If under 31(1)(c) then indicate date of allotment/extinguishment : Not Applicable
 4. Declaration: The Listed entity is required to submit the following declaration to the extent of submission of information:-

Particulars	Yes / No
1 Whether the Listed Entity has issued any partly paid up shares?	No
2 Whether the Listed Entity has issued any Convertible Securities or Warrants?	No
3 Whether the Listed Entity has any shares against which depository receipts are issued?	No
4 Whether the Listed Entity has any shares in locked-in?	No
5 Whether any shares held by promoters are pledge or otherwise encumbered?	No



66

Table I - Summary Statement holding of specified securities

S.No	Category of shareholder	Nos. of shareholders	No. of fully paid up equity shares held	No. of Partly paid-up equity shares held	No. of shares underlying Depository Receipts	Total nos. shares held	Shareholding as a % of total no. of shares (calculated as per SCRR, 1957) As a % of (A+B+C2)	Number of Voting Rights held in each class of securities			No. of Shares Underlying Outstanding convertible securities (including Warrants)	Shareholding, as a % assuming full conversion of convertible securities (as a percentage of diluted share capital) As a % of (A+B+C2)	Number of Locked in shares		Number of Shares pledged or otherwise encumbered		Number of equity shares held in dematerialized form	
								No of Voting Rights					Total as a % of (A+B+C) % of (A+B+C)	No. (a)	As a % of total Shares held (b)	No. (a)		As a % of total Shares held (b)
								Class eg: X	Class eg: Y	Total								
(I)	(II)	(III)	(IV)	(V)	(VI)	(VII)= (IV)+(V)+(VI)	(VIII)	(IX)			(X)	(XI)= (VII)+(X)	(XII)		(XIII)		(XIV)	
(A)	Promoter & Promoter Group	7	1,00,00,000	-	-	1,00,00,000	100.00	-	-	-	-	-	-	-	-	-	-	-
(B)	Public	-	-	-	-	-	-	-	-	-	-	-	-	-	-	-	-	-
(C)	Non Promoter Non Public	-	-	-	-	-	-	-	-	-	-	-	-	-	-	-	-	-
(C1)	Shares underlying DRs	-	-	-	-	-	-	-	-	-	-	-	-	-	-	-	-	-
(C2)	Shares held by Employee Trusts	-	-	-	-	-	-	-	-	-	-	-	-	-	-	-	-	-
	Total	7	1,00,00,000	-	-	1,00,00,000	100	-	-	-	-	-	-	-	-	-	-	-





Table II - Statement showing shareholding pattern of the Promoter and Promoter Group

S.No	Category & Name of the Shareholders	PAN	No. of shareholder	No. of fully paid up equity shares held	Partly paid-up equity shares held	Nos. of shares underlying Depository Receipts	Total no shares held	Shareholding % calculated as per SCRR, 1957 As a % of (A+B+C2)	Number of Voting Rights held in each class of securities			No. of Shares Underlying securities (as a percentage of diluted share capital) As a % of A+B+C2	Shareholding, as a % assuming full conversion of convertible securities (as a percentage of diluted share capital) As a % of A+B+C2	Number of Locked In shares	Number of Shares pledged or otherwise encumbered		Number of equity shares held in dematerialized form
									No of Voting Rights		Total as a % of Total Voting rights				No. (a)	As a % of total shares held (b)	
									Class X	Class Y							
(I)	(II)	(III)	(IV)	(V)	(VI)	(VII)=(IV+V+VI)	(VIII)	(IX)			(X)	(XI)=(VII)+(X)	(XII)	(a)	(b)	(XIV)	
(1)	Indian																
(a)	Individuals/Hindu undivided																
(b)	Central Government/ State																
(c)	Financial Institutions/ Banks																
(d)	Any Other (Body corporate)																
1	Pricol Limited	AABCP2380C	1	9,999,994	-	-	9,999,994	100.00	-	-	-	-	100.00	-	-	-	-
2	Vikram Mohan & Pricol Limited	AABCP2380C	1	-	1	-	1	0.00	-	-	-	-	0.00	-	-	-	-
3	Vijay Mohan & Pricol Limited	AABCP2380C	1	-	1	-	1	0.00	-	-	-	-	0.00	-	-	-	-
4	Vanitha Mohan & Pricol Limited	AABCP2380C	1	-	1	-	1	0.00	-	-	-	-	0.00	-	-	-	-
5	J.Sridhar Mohan & Pricol Limited	AABCP2380C	1	-	1	-	1	0.00	-	-	-	-	0.00	-	-	-	-
6	S. Shrinivasan & Pricol Limited	AABCP2380C	1	-	1	-	1	0.00	-	-	-	-	0.00	-	-	-	-
7	T.G.Thamizhanban & Pricol Limited	AABCP2380C	1	-	1	-	1	0.00	-	-	-	-	0.00	-	-	-	-
	Sub-Total (A)(1)		7	10000000	-	-	10000000	100	-	-	-	-	100	-	-	-	-
(2)	Foreign																
(a)	Individuals (Non- Resident)																
(b)	Government																
(c)	Institutions																
(d)	Foreign Portfolio Investor																
(f)	Any Other (specify)																
	Sub-Total (A)(2)																
	Total Shareholding of Promoter and Promoter Group (A)= (A)(1)+(A)(2)		7	10,000,000	-	-	10,000,000	100.00	-	-	-	-	100.00	-	-	-	-




Table- III - Institutions/Non Institutions holding more than 1% of total number of shares.

S.No	Category and Name of the Shareholders (I)	PAN (II)	No. of fully paid up equity shares held (IV)	No. Of Partly paid-up equity shares held (V)	No. Of shares underlying Depository Receipts (VI)	Total nos. shares held (VII) = (IV)+(V)+(VI)	Shareholding as a % of total no. of shares (calculated as per SCRR, 1957) (VIII) As a % of (A+B+C 2)	Number of Voting			No. Of Shares Underlying Outstanding convertible securities (X)	No. Of Warrants (XI) (a)	No. Of Shares Underlying Outstanding convertible securities (as a percentage of diluted share capital) (XI) = (VII)+(XI) (a) As a % of (A+B+C2)	Number of Locked In		Number of Shares		Number of equity share held in dematerialized form (XIV)
								No of Voting Rights	Class	Total				No. (a)	As a % of total Shares held (b)	No. (a)	As a % of total Shares held (b)	
nil																		

Details of Shares which remain unclaimed may be given here along with details such as number of shareholders, outstanding shares held in demat/unclaimed suspense account, voting rights which are frozen etc.

No. of Shareholders	No of Shares held
Nil	





Table IV - Statement showing shareholding pattern of the Non Promoter- Non Public shareholder

S.No	Category & Name of the Shareholders (I)	PAN (II)	No. of shareholder (III)	No. of fully paid-up equity shares held (IV)	Partly paid-up equity shares held (V)	Nos. of shares underlying Depository Receipts (VI)	Total no. shares held (VII = IV+V+VI)	Shareholding % calculated as per SCRR, 1957 As a % of (VIII) (A+B+C2)	Number of Voting Rights held in each class of securities (IX)			No. of Shares Underlying Outstanding convertible securities (including Warrants) (X)	Total shareholding, as a % assuming full conversion of convertible securities (as a percentage of diluted share capital)	Number of locked in shares (XII)		Number of shares pledged or otherwise encumbered (XIII)		Number of equity shares held in dematerialized form (XIV) (Not Applicable)
									Cl as X	Cl as Y	Total of Total Voting rights			No.	As a % of total Shares held	No. (Not applicable)	As a % of total shares held (Not applicable)	
(1)	Custodian/DR	-	-	-	-	-	-	-	-	-	-	-	-	-	-	-	-	-
(a)	Name of DR Holder (If available)	-	-	-	-	-	-	-	-	-	-	-	-	-	-	-	-	-
(i)	abc,...	-	-	-	-	-	-	-	-	-	-	-	-	-	-	-	-	-
(ii)	efg...	-	-	-	-	-	-	-	-	-	-	-	-	-	-	-	-	-
(2)	Employee Benefit Trust (under SEBI (Share based Employee Benefit) Regulations, 2014)	-	-	-	-	-	-	-	-	-	-	-	-	-	-	-	-	-
Not Applicable																		
(a)	Name (abc...)	-	-	-	-	-	-	-	-	-	-	-	-	-	-	-	-	-
	Total Non- Promoter- Non Public Shareholding (C)= (C(1))+ (C)(2)	-	-	-	-	-	-	-	-	-	-	-	-	-	-	-	-	-



Disclosure of shareholding pattern and manner of maintaining shareholding in dematerialized format as per Regulation 31 of the SEBI(Listing Obligations and Disclosure Requirements) Regulations, 2015

- | | |
|---|--------------------|
| 1. Name of Listed Entity | : PRICOL LIMITED |
| 2. Scrip Code/Name of Scrip/Class of Security | : PRICOL / 526109 |
| 3. Share Holding Pattern Filed under: Reg. 31(1)(a)/Reg. 31(1)(b)/Reg.31(1)(c) | : Reg 31(1)(b) |
| a. If under 31(1)(b) then indicate the report for Quarter ending | : Pre Amalgamation |
| b. If under 31(1)(c) then indicate date of allotment/extinguishment | : NA |
| 4. Declaration: The Listed entity is required to submit the following declaration to the extent of submission of information:- | |

Particulars	Yes / No
1 Whether the Listed Entity has issued any partly paid up shares?	No
2 Whether the Listed Entity has issued any Convertible Securities or Warrants?	No
3 Whether the Listed Entity has any shares against which depository receipts are issued?	No
4 Whether the Listed Entity has any shares in locked-in?	No
5 Whether any shares held by promoters are pledge or otherwise encumbered?	Yes




Table I - Summary Statement holding of specified securities

S.No	Category of shareholder	Nos. of shareholders	No. of fully paid up equity shares held	No. of Partly paid-up equity shares held	No. of shares underlying Depository Receipts	Total nos. shares held	Shareholding as a % of total no. of shares (calculated as per SCRR, 1957) As a % of (A+B+C2)	Number of Voting Rights held in each class of securities			No. of Shares Underlying Outstanding convertible securities (including Warrants)	Shareholding as a % assuming full conversion of convertible securities (as a percentage of diluted share capital) As a % of (A+B+C2)	Number of Locked in shares		Number of Shares pledged or otherwise encumbered		Number of equity shares held in dematerialized form	
								No of Voting Rights					Total as a % of (A+B+C) % of (A+B+C)	No. (a)	As a % of total Shares held (b)	No. (a)		As a % of total Shares held (b)
								Class eg: X	Class eg: Y	Total								
(I)	(II)	(III)	(IV)	(V)	(VI)	(VII)= (IV)+(V)+(VI)	(VIII)	(IX)			(X)	(XI)= (VII)+(X)	(XII)		(XIII)	(XIV)		
(A)	Promoter & Promoter Group	22	38,120,373	-	-	38,120,373	40.21	-	-	-	-	-	-	-	2,790,000	7.32	38,120,373	
(B)	Public	30,313	56,676,348	-	-	56,676,348	59.79	-	-	-	-	-	-	-	NA	NA	53,866,424	
(C)	Non Promoter Non Public	-	-	-	-	-	-	-	-	-	-	-	-	-	-	-	-	
(C1)	Shares underlying DRs	-	-	-	-	-	-	-	-	-	-	-	-	-	-	-	-	
(C2)	Shares held by Employee Trusts	-	-	-	-	-	-	-	-	-	-	-	-	-	-	-	-	
	Total	30,335	94,796,721	-	-	94,796,721	100	-	-	-	-	-	-	-	2,790,000	7.32	91,986,797	




Table II - Statement showing shareholding pattern of the Promoter and Promoter Group

S.No	Category & Name of the Shareholders	PAN	No. of shares	No. of fully paid up equity shares held	Partly paid-up equity shares held	Nos. of shares underlying Depository Receipts	Total no shares held	Shareholding % calculated as per SCRR, 1957 As a % of (A+B+C2)	Number of Voting Rights held in each class of securities			No. of Shares Underlying Outstanding convertible securities (as a percentage of diluted share capital) As a % of A+B+C2	Shareholding, as a % assuming full conversion of convertible securities (as a percentage of diluted share capital) As a % of A+B+C2	Number of Locked in shares	Number of Shares pledged or otherwise encumbered		Number of equity shares held in dematerialized form	
									Class X	Class Y	Total				No. (a)	As a % of total shares held (b)		
																		No. of Voting Rights
(I)	(II)	(III)	(IV)	(V)	(VI)	(VII)=(IV+V+VI)	(VIII)	(IX)			(X)	(XI)=(VII)+(X)	(XII)	(XIII)	(XIV)			
(1)	Indian																	
(a)	Individuals/Hindu undivided																	
1	Vijay Mohan	AATPM1202F	1	9,092,453	-	-	9,092,453	9.59	-	-	-	-	9.59	-	-	-	9,092,453	
2	Vijay Mohan D (BHUF)	AABHV0239F	1	660,900	-	-	660,900	0.70	-	-	-	-	0.70	-	-	-	660,900	
3	Viren Mohan	AERPM3690K	1	6,522,615	-	-	6,522,615	6.88	-	-	-	-	6.88	-	-	-	6,522,615	
4	Vaniitha Mohan	ADJPM0478J	1	3,726,488	-	-	3,726,488	3.93	-	-	-	-	3.93	-	-	-	3,726,488	
5	Vikram Mohan	ADJPM0476G	1	3,521,175	-	-	3,521,175	3.71	-	-	-	-	3.71	-	-	-	3,521,175	
6	Ashwin Chandran	ABTPC8942M	1	153,651	-	-	153,651	0.16	-	-	-	-	0.16	-	-	-	153,651	
7	Gayathri Balaji	ACQP87352Q	1	43,500	-	-	43,500	0.05	-	-	-	-	0.05	-	-	-	43,500	
8	Madhura Mohan	BNGPM5200E	1	181,575	-	-	181,575	0.19	-	-	-	-	0.19	-	-	-	181,575	
9	Manasa Mohan	BNGPM5199A	1	150,000	-	-	150,000	0.16	-	-	-	-	0.16	-	-	-	150,000	
10	Vinay Balaji	AEHPB2956D	1	120,000	-	-	120,000	0.13	-	-	-	-	0.13	-	-	-	120,000	
11	Prashanth Chandran	AIKPP6481G	1	82,500	-	-	82,500	0.09	-	-	-	-	0.09	-	-	-	82,500	
12	Sumanth R	ALMPS1683A	1	332,145	-	-	332,145	0.35	-	-	-	-	0.35	-	-	-	332,145	
13	Sarath Chandran D	AKIPSS713N	1	45,000	-	-	45,000	0.05	-	-	-	-	0.05	-	-	-	45,000	
14	Uday Balaji	AGFPB8799J	1	22,005	-	-	22,005	0.02	-	-	-	-	0.02	-	-	-	22,005	
15	Sumanth.R (BHUF)	AALHS4915B	1	81,000	-	-	81,000	0.09	-	-	-	-	0.09	-	-	-	81,000	
(b)	Central Government/ State		-	-	-	-	-	-	-	-	-	-	-	-	-	-	-	
(c)	Financial Institutions/ Banks		-	-	-	-	-	-	-	-	-	-	-	-	-	-	-	
(d)	Any Other (Body corporate)		-	-	-	-	-	-	-	-	-	-	-	-	-	-	-	
1	Precot Meridian Limited	AABCP3038K	1	2,790,000	-	-	2,790,000	2.94	-	-	-	-	2.94	-	-	2,790,000	100	2,790,000
2	Pricol Holdings limited	AABCP7486R	1	4,416,926	-	-	4,416,926	4.66	-	-	-	-	4.66	-	-	-	-	4,416,926
3	Venkataramana Holdings Private Limited	AAECV3638G	1	4,140,000	-	-	4,140,000	4.37	-	-	-	-	4.37	-	-	-	-	4,140,000
4	Bhavani Infin Services India Private Limited	AACB1164A	1	1,433,790	-	-	1,433,790	1.51	-	-	-	-	1.51	-	-	-	-	1,433,790
5	Sagittarius Investments Private Limited	AADCS0626C	1	274,650	-	-	274,650	0.29	-	-	-	-	0.29	-	-	-	-	274,650
6	Suprem Textiles Processing Limited	AADCS8186K	1	210,000	-	-	210,000	0.22	-	-	-	-	0.22	-	-	-	-	210,000
7	Shrimay Enterprises Private Limited	AADCS0648A	1	120,000	-	-	120,000	0.13	-	-	-	-	0.13	-	-	-	-	120,000
	Sub-Total (A)(1)		22	38,120,373	-	-	38,120,373	40.21	-	-	-	-	40.21	-	-	2,790,000	7.32	38,120,373
(2)	Foreign																	
(a)	Individuals (Non- Resident)		-	-	-	-	-	-	-	-	-	-	-	-	-	-	-	-
(b)	Government		-	-	-	-	-	-	-	-	-	-	-	-	-	-	-	-
(c)	Institutions		-	-	-	-	-	-	-	-	-	-	-	-	-	-	-	-
(d)	Foreign Portfolio Investor		-	-	-	-	-	-	-	-	-	-	-	-	-	-	-	-
(f)	Any Other (specify)		-	-	-	-	-	-	-	-	-	-	-	-	-	-	-	-
	Sub-Total (A)(2)		-	-	-	-	-	-	-	-	-	-	-	-	-	-	-	-
	Total Shareholding of Promoter and Promoter Group (A)= (A)(1)+(A)(2)		22	38,120,373	-	-	38,120,373	40.21	-	-	-	-	40.21	-	-	2,790,000	7.32	38,120,373






Table III - Statement showing shareholding pattern of the Public shareholder

S.No	Category & Name of the Shareholders	PAN	Nos. of shareholder	No. of fully paid up equity shares held	Partly paid-up equity shares held	Nos. of shares underlying Depository Receipts	Total nos. shares held	Shareholding % calculated as per SCRR, 1957 As a % of (A+B+C2)	Number of Voting Rights held in each class of securities			No. of Shares Underlying Outstanding convertible securities (including Warrants)	Total shareholding, as a % assuming full conversion of convertible securities (as a percentage of diluted share capital)	Number of Locked in Shares		Number of Shares pledged or otherwise encumbered		Number of equity shares held in dematerialized form
									Class X	Class Y	Total			No. (a)	As a % of total Shares held (b)	No. (Not Applicable) (a)	As a % of total shares held (b)(Not Applicable)	
(I)	(II)	(III)	(IV)	(V)	(VI)	VII=IV+V+VI	(VIII)	(IX)			(X)	(XI)	(XII)		(XIII)	(XIV)		
(1)	Institutions																	
(a)	Mutual Funds		4	240,378	-	-	240,378	0.25					0.25				NA	239,628
(b)	Venture Capital Funds		1	2,700,000	-	-	2,700,000	2.85					2.85				NA	2,700,000
(c)	Alternate Investment Funds		-	-	-	-	-	0.00					-				NA	-
(d)	Foreign Venture Capital Investors		-	-	-	-	-	0.00					-				NA	-
(e)	Foreign Portfolio Investors		-	-	-	-	-	0.00					-				NA	-
(f)	Financial Institutions/ Banks		5	130,816	-	-	130,816	0.14					0.14				NA	130,691
(g)	Insurance Companies		1	268,966	-	-	268,966	0.28					0.28				NA	268,966
(h)	Provident Funds/ Pension Funds		-	-	-	-	-	0.00					-				NA	-
(i)	Any Other (Foreign Institutional Investors)		2	24,933	-	-	24,933	0.03					0.03				NA	24,933
	Sub-Total (B)(1)		13	3,365,093	-	-	3,365,093	3.55					3.55				NA	3,364,218
(2)	Central Government/ State Government(s)/ President of India																NA	
	Sub-Total (B)(2)		-	-	-	-	-	-					-				NA	-
(3)	Non-institutions																NA	
(a)	Individuals -																	
	i. Individual shareholders holding nominal share capital up to Rs. 2 lakhs.		28997	32789280	-	-	32789280	34.59					34.59				NA	30,033,671
	ii. Individual shareholders holding nominal share capital in excess of Rs. 2 lakhs.		7	3366785	-	-	3366785	3.55					3.55				NA	3,366,785
(b)	NBFCs registered with RBI		-	-	-	-	-	-					-				NA	-
(c)	Employee Trusts		-	-	-	-	-	-					-				NA	-
(d)	Overseas Depositories (holding		-	-	-	-	-	-					-				NA	-
(e)	Any Other																NA	
(e-i)	Body Corporate		958	15,987,792	-	-	15,987,792	16.87					16.87				NA	15,971,852
(e-ii)	Non Resident Indians		336	1,165,398	-	-	1,165,398	1.23					1.23				NA	1,127,898
(e-iii)	Trust		2	2,000	-	-	2,000	0.00					0.00				NA	2,000
	Sub-Total (B)(3)		30,300	53,311,255	-	-	53,311,255	56.24					56.24				NA	50,502,206
	Total Public Shareholding (B)= (B)(1)+(B)(2)+(B)(3)		30,313	56,676,348	-	-	56,676,348	59.79					59.79				NA	53,866,424

Details of the shareholders acting as persons in Concert including their Shareholding (No. and %):

Serial No.	Name of the PAC	PAN No.	Number of shares	Percentage of shareholding by PAC	ID
Nil					





Table- III - Institutions/Non Institutions holding more than 1% of total number of shares.

S.No	Category and Name of the Shareholders (I)	PAN (II)	No. of fully paid up equity shares held (IV)	No. Of Partly paid-up equity shares held (V)	No. Of shares underlying Depository Receipts (VI)	Total nos. shares held (VII) = (IV)+(V)+ (VI)	Shareholding as a % of total no. of shares (calculated as per SCRR, 1957) (VIII) As a % of (A+B+C2)	Number of Voting			No. Of Shares Underlying Outstanding convertible securities (X)	No. Of Warrants (XI) (a)	No. Of Shares Underlying Outstanding convertible securities and No. Of Warrants (XI) (a)	Shareholding, as a % assuming full conversion of convertible securities (as a percentage of diluted share capital) (XI)=(VII)+(XI) (a) As a % of (A+B+C2)	Number of Locked In		Number of Shares		Number of equity shares held in dematerialized form (XIV)
								Class	Class	Total					No. (a)	As a % (b)	No. (a)	As a % (b)	
Institutions																			
III - 1(b) Venture Capital Funds																			
1	PHI CAPITAL TRUST - PHI CAPITAL GROWTH FUND - I	AABTP7392M	27,00,000	-	-	27,00,000	2.85	-	-	-	-	-	-	2.85	-	-	-	-	27,00,000
Non-Institutions																			
III - 3 (a)(ii) Individual Shareholders																			
1	RAJESH MADHAVAN UNNI (HUF)	AAPHR9418E	19,47,596	-	-	19,47,596	2.05	-	-	-	-	-	-	2.05	-	-	-	-	19,47,596
Any other ***																			
III - 3 (e)(i) Body Corporates																			
1	PRICOL LIMITED - UNCLAIMED SHARES SUSPENSE ACCOUNT	AABCP2380C	9,82,620	-	-	9,82,620	1.04	-	-	-	-	-	-	1.04	-	-	-	-	9,82,620
2	PHI CAPITAL SOLUTIONS LLP	AAMFP6305R	45,00,000	-	-	45,00,000	4.75	-	-	-	-	-	-	4.75	-	-	-	-	45,00,000
3	VRAMATH FINANCIAL SERVICES PVT LTD	AAECV1452G	47,35,235	-	-	47,35,235	5.00	-	-	-	-	-	-	5.00	-	-	-	-	47,35,235

Details of Shares which remain unclaimed may be given here along with details such as number of shareholders, outstanding shares held in demat/unclaimed suspense account, voting rights which are frozen etc.

No. of Shareholders	No of Shares held
709	982620



82

Table IV - Statement showing shareholding pattern of the Non Promoter- Non Public shareholder

S.No	Category & Name of the Shareholders (I)	PAN (II)	No. of shareholder (III)	No. of fully paid-up equity shares held (IV)	Partly paid-up equity shares held (V)	Nos. of shares underlying Depository Receipts (VI)	Total no. shares held (VII) = (IV)+(V)+(VI)	Shareholding % calculated as per SCRR, 1957 As a % of (VIII) (A+B+C 2)	Number of Voting Rights held in each class of securities (IX)			No. of Shares Underlying Outstanding convertible securities (including Warrants) (X)	Total shareholding, as a % assuming full conversion of convertible securities (as a percentage of diluted share capital)	Number of locked in shares (XII)		Number of shares pledged or otherwise encumbered (XIII)		Number of equity shares held in dematerialized form (XIV) (Not Applicable)
									Class X	Class Y	Total			No.	As a % of total Shares held	No. (Not applicable)	As a % of total shares held (Not applicable)	
(1)	Custodian/DR	-	-	-	-	-	-	-	-	-	-	-	-	-	-	-	-	-
(a)	Name of DR Holder (if available)	-	-	-	-	-	-	-	-	-	-	-	-	-	-	-	-	-
(i)	abc,...	-	-	-	-	-	-	-	-	-	-	-	-	-	-	-	-	-
(ii)	efg,...	-	-	-	-	-	-	-	-	-	-	-	-	-	-	-	-	-
(2)	Employee Benefit Trust (under SEBI (Share based Employee Benefit) Regulations, 2014)	-	-	-	-	-	-	-	-	-	-	-	-	-	-	-	-	-
Not Applicable																		
(a)	Name (abc...)	-	-	-	-	-	-	-	-	-	-	-	-	-	-	-	-	-
	Total Non-Promoter-Non Public Shareholding (C)= (C(1)+(C(2))	-	-	-	-	-	-	-	-	-	-	-	-	-	-	-	-	-



Disclosure of shareholding pattern and manner of maintaining shareholding in dematerialized format as per Regulation 31 of the SEBI(Listing Obligations and Disclosure Requirements) Regulations, 2015

- 1. Name of Listed Entity : PRICOL PUNE LIMITED
- 2. Scrip Code/Name of Scrip/Class of Security
- 3. Share Holding Pattern Filed under: Reg. 31(1)(a)/Reg. 31(1)(b)/Reg.31(1)(c) : Reg 31(1)(b)
- a. If under 31(1)(b) then indicate the report for Quarter ending : Post Amalgamation
- b. If under 31(1)(c) then indicate date of allotment/extinguishment : NA
- 4. Declaration: The Listed entity is required to submit the following declaration to the extent of submission of information:-

Particulars	Yes / No
1 Whether the Listed Entity has issued any partly paid up shares?	No
2 Whether the Listed Entity has issued any Convertible Securities or Warrants?	No
3 Whether the Listed Entity has any shares against which depository receipts are issued?	No
4 Whether the Listed Entity has any shares in locked-in?	No
5 Whether any shares held by promoters are pledge or otherwise encumbered?	Yes





Table I - Summary Statement holding of specified securities

S.No	Category of shareholder	Nos. of shareholders	No. of fully paid up equity shares held	No. of Partly paid-up equity shares held	No. of shares underlying Depository Receipts	Total nos. shares held	Shareholding as a % of total no. of shares (calculated as per SCRR, 1957) As a % of (A+B+C2)	Number of Voting Rights held in each class of securities			No. of Shares Underlying Outstanding convertible securities (including Warrants)	Shareholding, as a % assuming full conversion of convertible securities (as a percentage of diluted share capital) As a % of (A+B+C2)	Number of Locked in shares		Number of Shares pledged or otherwise encumbered		Number of equity shares held in dematerialized form	
								No of Voting Rights					Total as a % of (A+B+C) % of (A+B+C)	No. (a)	As a % of total Shares held (b)	No. (a)		As a % of total Shares held (b)
								Class eg: X	Class eg: Y	Total								
(I)	(II)	(III)	(IV)	(V)	(VI)	(VII)= (IV)+(V)+(VI)	(VIII)	(IX)			(X)	(XI)= (VII)+(X)	(XII)		(XIII)	(XIV)		
(A)	Promoter & Promoter Group	22	38,120,373	-	-	38,120,373	40.21	-	-	-	-	-	-	-	2,790,000	7.32	38,120,373	
(B)	Public	30,313	56,676,348	-	-	56,676,348	59.79	-	-	-	-	-	-	-	NA	NA	53,866,424	
(C)	Non Promoter-Non Public	-	-	-	-	-	-	-	-	-	-	-	-	-	-	-	-	
(C1)	Shares underlying DRs	-	-	-	-	-	-	-	-	-	-	-	-	-	-	-	-	
(C2)	Shares held by Employee Trusts	-	-	-	-	-	-	-	-	-	-	-	-	-	-	-	-	
	Total	30,335	94,796,721	-	-	94,796,721	100	-	-	-	-	-	-	-	2,790,000	7.32	91,986,797	




Table II - Statement showing shareholding pattern of the Promoter and Promoter Group

S.No	Category & Name of the Shareholders	PAN	No. of shareholder	No. of fully paid up equity shares held	Partly paid-up equity shares held	Nos. of shares underlying Depository Receipts	Total no shares held	Shareholding % calculated as per SCRR, 1957 As a % of (A+B+C2)	Number of Voting Rights held in each class of securities			No. of Shares Underlying Outstanding convertible securities (as a percentage of diluted share capital) As a % of A+B+C2	Shareholding, as a % assuming full conversion of convertible securities (as a percentage of diluted share capital) As a % of A+B+C2	Number of Locked in shares		Number of Shares pledged or otherwise encumbered		Number of equity shares held in dematerialized form
									Class X	Class Y	Total			No. (a)	As a % of total Shares held (b)	No. (a)	As a % of total shares held (b)	
(I)	(II)	(III)	(IV)	(V)	(VI)	(VII)=(IV+V+VI)	(VIII)	(IX)			(X)	(XI)=(VII)+(X)	(XII)	(XIII)	(XIV)			
(1)	Indian																	
(a)	Individuals/Hindu undivided																	
1	Vijay Mohan	AATPM1202F	1	9,092,453	-	-	9,092,453	9.59	-	-	-	-	9.59	-	-	-	-	9,092,453
2	Vijay Mohan D (BHUF)	AABHV0239F	1	660,900	-	-	660,900	0.70	-	-	-	-	0.70	-	-	-	-	660,900
3	Viren Mohan	AERPM3690K	1	6,522,615	-	-	6,522,615	6.88	-	-	-	-	6.88	-	-	-	-	6,522,615
4	Vanitha Mohan	ADJPM0478J	1	3,726,488	-	-	3,726,488	3.93	-	-	-	-	3.93	-	-	-	-	3,726,488
5	Vikram Mohan	ADJPM0476G	1	3,521,175	-	-	3,521,175	3.71	-	-	-	-	3.71	-	-	-	-	3,521,175
6	Ashwin Chandran	ABTPC8942M	1	153,651	-	-	153,651	0.16	-	-	-	-	0.16	-	-	-	-	153,651
7	Gayathri Balaji	ACQPB7352Q	1	43,500	-	-	43,500	0.05	-	-	-	-	0.05	-	-	-	-	43,500
8	Madhura Mohan	BNGPM5200E	1	181,575	-	-	181,575	0.19	-	-	-	-	0.19	-	-	-	-	181,575
9	Manasa Mohan	BNGPM5199A	1	150,000	-	-	150,000	0.16	-	-	-	-	0.16	-	-	-	-	150,000
10	Vinay Balaji	AEHPB2956D	1	120,000	-	-	120,000	0.13	-	-	-	-	0.13	-	-	-	-	120,000
11	Prashanth Chandran	AIKPP6481G	1	82,500	-	-	82,500	0.09	-	-	-	-	0.09	-	-	-	-	82,500
12	Sumanth R	ALMPS1683A	1	332,145	-	-	332,145	0.35	-	-	-	-	0.35	-	-	-	-	332,145
13	Sarath Chandran D	AKIPSS713N	1	45,000	-	-	45,000	0.05	-	-	-	-	0.05	-	-	-	-	45,000
14	Uday Balaji	AGFPB8799J	1	22,005	-	-	22,005	0.02	-	-	-	-	0.02	-	-	-	-	22,005
15	Sumanth.R (BHUF)	AALHS4915B	1	81,000	-	-	81,000	0.09	-	-	-	-	0.09	-	-	-	-	81,000
(b)	Central Government/ State		-	-	-	-	-	-	-	-	-	-	-	-	-	-	-	-
(c)	Financial Institutions/ Banks		-	-	-	-	-	-	-	-	-	-	-	-	-	-	-	-
(d)	Any Other (Body corporate)		-	-	-	-	-	-	-	-	-	-	-	-	-	-	-	-
1	Precoat Meridian Limited	AABCP3038K	1	2,790,000	-	-	2,790,000	2.94	-	-	-	-	2.94	-	-	2,790,000	100	2,790,000
2	Pricol Holdings limited	AABCP7486R	1	4,416,926	-	-	4,416,926	4.66	-	-	-	-	4.66	-	-	-	-	4,416,926
3	Venkataramana Holdings Private Limited	AAECV3638G	1	4,140,000	-	-	4,140,000	4.37	-	-	-	-	4.37	-	-	-	-	4,140,000
4	Bhavani Infin Services India Private Limited	AABCB1164A	1	1,433,790	-	-	1,433,790	1.51	-	-	-	-	1.51	-	-	-	-	1,433,790
5	Sagittarius Investments Private Limited	AADC50626C	1	274,650	-	-	274,650	0.29	-	-	-	-	0.29	-	-	-	-	274,650
6	Suprem Textiles Processing Limited	AADC58186K	1	210,000	-	-	210,000	0.22	-	-	-	-	0.22	-	-	-	-	210,000
7	Shrimay Enterprises Private Limited	AADC50648A	1	120,000	-	-	120,000	0.13	-	-	-	-	0.13	-	-	-	-	120,000
	Sub-Total (A)(1)		22	38,120,373	-	-	38,120,373	40.21	-	-	-	-	40.21	-	-	2,790,000	7.32	38,120,373
(2)	Foreign																	
(a)	Individuals (Non- Resident)																	
(b)	Government																	
(c)	Institutions																	
(d)	Foreign Portfolio Investor																	
(f)	Any Other (specify)																	
	Sub-Total (A)(2)																	
	Total Shareholding of Promoter and Promoter Group (A)= (A)(1)+(A)(2)		22	38,120,373	-	-	38,120,373	40.21	-	-	-	-	40.21	-	-	2,790,000	7.32	38,120,373





Table III - Statement showing shareholding pattern of the Public shareholder

S.No	Category & Name of the Shareholders	PAN	Nos. of share holder	No. of fully paid up equity shares held	Partly paid-up equity shares held	Nos. of shares underlying Depository Receipts	Total nos. shares held	Shareholding % calculated as per SCRR, 1957 As a % of (A+B+C2)	Number of Voting Rights held in each class of securities			No. of Shares Underlying Outstanding convertible securities (including Warrants)	Total shareholding, as a % assuming full conversion of convertible securities (as a percentage of diluted share capital)	Number of Locked in Shares		Number of Shares pledged or otherwise encumbered		Number of equity shares held in dematerialized form	
									No of Voting Rights					Total as a % of Total Voting rights	No. (a)	As a % of total Shares held (b)	No. (Not Applicable) (a)		As a % of total shares held (b)(Not Applicable)
									Class X	Class Y	Total								
(I)	(II)	(III)	(IV)	(V)	(VI)	VII=IV+V+VI	(VIII)	(IX)			(X)	(XI)	(XII)		(XIII)	(XIV)			
(1)	Institutions																		
(a)	Mutual Funds		4	240,378	-	-	240,378	0.25	-	-	-	-	0.25	-	-	-	NA	239,628	
(b)	Venture Capital Funds		1	2,700,000	-	-	2,700,000	2.85	-	-	-	-	2.85	-	-	-	NA	2,700,000	
(c)	Alternate Investment Funds		-	-	-	-	-	0.00	-	-	-	-	-	-	-	-	NA	-	
(d)	Foreign Venture Capital Investors		-	-	-	-	-	0.00	-	-	-	-	-	-	-	-	NA	-	
(e)	Foreign Portfolio Investors		-	-	-	-	-	0.00	-	-	-	-	-	-	-	-	NA	-	
(f)	Financial Institutions/ Banks		5	130,816	-	-	130,816	0.14	-	-	-	-	0.14	-	-	-	NA	130,691	
(g)	Insurance Companies		1	268,966	-	-	268,966	0.28	-	-	-	-	0.28	-	-	-	NA	268,966	
(h)	Provident Funds/ Pension Funds		-	-	-	-	-	0.00	-	-	-	-	-	-	-	-	NA	-	
(i)	Any Other (Foreign Institutional Investors)		2	24,933	-	-	24,933	0.03	-	-	-	-	0.03	-	-	-	NA	24,933	
	Sub-Total (B)(1)		13	3,365,093	-	-	3,365,093	3.55	-	-	-	-	3.55	-	-	-	NA	3,364,218	
(2)	Central Government/ State Government(s)/ President of India																NA		
	Sub-Total (B)(2)		-	-	-	-	-	-	-	-	-	-	-	-	-	-	NA	-	
(3)	Non-Institutions																NA		
(a)	Individuals -																		
	i. Individual shareholders holding nominal share capital up to Rs. 2 lakhs.		28997	32789280	-	-	32789280	34.59	-	-	-	-	34.59	-	-	-	NA	30,033,671	
	ii. Individual shareholders holding nominal share capital in excess of Rs. 2 lakhs.		7	3366785	-	-	3366785	3.55	-	-	-	-	3.55	-	-	-	NA	3,366,785	
(b)	NBFCs registered with RBI		-	-	-	-	-	-	-	-	-	-	-	-	-	-	NA	-	
(c)	Employee Trusts		-	-	-	-	-	-	-	-	-	-	-	-	-	-	NA	-	
(d)	Overseas Depositories (holding)		-	-	-	-	-	-	-	-	-	-	-	-	-	-	NA	-	
(e)	Any Other																		
(e-i)	Body Corporate		958	15,987,792	-	-	15,987,792	16.87	-	-	-	-	16.87	-	-	-	NA	15,971,852	
(e-ii)	Non Resident Indians		336	1,165,398	-	-	1,165,398	1.23	-	-	-	-	1.23	-	-	-	NA	1,127,898	
(e-iii)	Trust		2	2,000	-	-	2,000	0.00	-	-	-	-	0.00	-	-	-	NA	2,000	
	Sub-Total (B)(3)		30,300	53,311,255	-	-	53,311,255	56.24	-	-	-	-	56.24	-	-	-	NA	50,502,206	
	Total Public Shareholding (B)= (B)(1)+(B)(2)+(B)(3)		30,313	56,676,348	-	-	56,676,348	59.79	-	-	-	-	59.79	-	-	-	NA	53,866,424	

Details of the shareholders acting as persons in Concert including their Shareholding (No. and %):

Serial No.	Name of the PAC	PAN No.	Number of shares	Percentage of shareholding by PAC	ID
Nil					





Table- III - Institutions/Non Institutions holding more than 1% of total number of shares.

S.No	Category and Name of the Shareholders (I)	PAN (II)	No. of fully paid up equity shares held (IV)	No. Of Partly paid-up equity shares held (V)	No. Of shares underlying Depository Receipts (VI)	Total nos. shares held (VII) = (IV)+(V)+ (VI)	Shareholding as a % of total no. of shares (calculated as per SCRR, 1957) (VIII) As a % of (A+B+C2)	Number of Voting			Total as a % of Total Voting rights	No. Of Shares Underlying Outstanding convertible securities (X)	No. Of Warrants (XI) (a)	No. Of Shares Underlying Outstanding convertible securities and No. Of Warrants (a)	Shareholding, as a % assuming full conversion of convertible securities (as a percentage of diluted share capital) (XII) = (VII)+(XI) (a) As a % of (A+B+C2)	Number of Locked in		Number of Shares		Number of equity shares held in dematerialized form (XIV)
								Class	Class	Total						No. (a)	As a % of total Shares held (b)	No. (a)	As a % of total Shares held (b)	
Institutions																				
III - 1(b) Venture Capital Funds																				
1	PHI CAPITAL TRUST - PHI CAPITAL GROWTH FUND - I	AABTP7392M	27,00,000	-	-	27,00,000	2.85	-	-	-	-	-	-	2.85	-	-	-	-	27,00,000	
Non-Institutions																				
III - 3 (a)(ii) Individual Shareholders																				
1	RAJESH MADHAVAN UNNI (HUF)	AAPHR9418E	19,47,596	-	-	19,47,596	2.05	-	-	-	-	-	-	2.05	-	-	-	-	19,47,596	
Any other ***																				
III - 3 (e)(i) Body Corporates																				
1	PRICOL LIMITED - UNCLAIMED SHARES SUSPENSE ACCOUNT	AABCP2380C	9,82,620	-	-	9,82,620	1.04	-	-	-	-	-	-	1.04	-	-	-	-	9,82,620	
2	PHI CAPITAL SOLUTIONS LLP	AAMFP6305R	45,00,000	-	-	45,00,000	4.75	-	-	-	-	-	-	4.75	-	-	-	-	45,00,000	
3	VRAMATH FINANCIAL SERVICES PVT LTD	AAECV1452G	47,35,235	-	-	47,35,235	5.00	-	-	-	-	-	-	5.00	-	-	-	-	47,35,235	

Details of Shares which remain unclaimed may be given here along with details such as number of shareholders, outstanding shares held in demat/unclaimed suspense account, voting rights which are frozen etc.

No. of Shareholders	No of Shares held
709	982620





Table IV - Statement showing shareholding pattern of the Non Promoter- Non Public shareholder

S.No	Category & Name of the Shareholders (I)	PAN (II)	No. of shareholder (III)	No. of fully paid-up equity shares held (IV)	Partly paid-up equity shares held (V)	Nos. of shares underlying Depository Receipts (VI)	Total no. shares held (VII) = (IV)+(V)+(VI)	Shareholding % calculated as per SCRR, 1957 As a % of (VIII) (A+B+C2)	Number of Voting Rights held in each class of securities (IX)			No. of Shares Underlying Outstanding convertible securities (including Warrants) (X)	Total shareholding, as a % assuming full conversion of convertible securities (as a percentage of diluted share capital)	Number of locked in shares (XII)		Number of shares pledged or otherwise encumbered (XIII)		Number of equity shares held in dematerialized form (XIV) (Not Applicable)
									No of Voting Rights	Cl as s X	Cl as s Y			Total of Total Voting rights	No.	As a % of total Shares held	No. (Not applicable)	
(1)	Custodian/DR	-	-	-	-	-	-	-	-	-	-	-	-	-	-	-	-	-
(a)	Name of DR Holder (if available)	-	-	-	-	-	-	-	-	-	-	-	-	-	-	-	-	-
(i)	abc,...	-	-	-	-	-	-	-	-	-	-	-	-	-	-	-	-	-
(ii)	efg,...	-	-	-	-	-	-	-	-	-	-	-	-	-	-	-	-	-
(2)	Employee Benefit Trust (under SEBI (Share based Employee Benefit) Regulations, 2014)	-	-	-	-	-	-	-	-	-	-	-	-	-	-	-	-	-
Not Applicable																		
(a)	Name (abc...)	-	-	-	-	-	-	-	-	-	-	-	-	-	-	-	-	-
	Total Non-Promoter-Non Public Shareholding (C)= (C)(1)+(C)(2)	-	-	-	-	-	-	-	-	-	-	-	-	-	-	-	-	-

