



## Introductory sub-table (I)(a)

Name of the Company: Pricol Limited			
Scrip Code, Name of the scrip, class of security: 526109 / PRICOL			
Post - Amalgamation Shareholding pattern			
<b>Partly paid-up shares:-</b>	<b>No. of partly paid-up shares</b>	<b>As a % of total no. of partly paid-up shares</b>	<b>As a % of total no. of shares of the company</b>
Held by promoter/promoter group	-	-	-
Held by public	-	-	-
<b>Total</b>	-	-	-
<b>Outstanding convertible securities:-</b>	<b>No. of outstanding securities</b>	<b>As a % of total no. of outstanding convertible securities</b>	<b>As a % of total no. of shares of the company, assuming full conversion of the convertible securities</b>
Held by promoter/promoter group	-	-	-
Held by public	-	-	-
<b>Total</b>	-	-	-
<b>Warrants:-</b>	<b>No. of warrants</b>	<b>As a % of total no. of warrants</b>	<b>As a % of total no. of shares of the company, assuming full conversion of warrants</b>
Held by promoter/promoter group	-	-	-
Held by public	-	-	-
<b>Total</b>	-	-	-
Total paid-up capital of the company assuming full conversion of warrants and convertible securities		94,796,721	




## Statement Showing Shareholding Pattern

Category code	Category of Shareholder	Number of Shareholders	Table (I)(a)		Total shareholding as a percentage of total number of shares		Shares Pledged or otherwise encumbered	
			Total number of shares	Number of shares held in dematerialized form	As a percentage of (A+B) <sup>1</sup>	As a percentage of (A+B+C)	Number of shares	As a percentage
			(IV)	(V)	(VI)	(VII)	(VIII)	(IX)= (VIII)/(IV)*100
(I)	(II)	(III)	(IV)	(V)	(VI)	(VII)	(VIII)	(IX)= (VIII)/(IV)*100
(A)	Shareholding of Promoter and Promoter Group <sup>2</sup>							
1	Indian							
(a)	Individuals/ Hindu Undivided Family	18	24,877,477	24,877,477	26.24	26.24	-	-
(b)	Central Government/ State Government(s)	-	-	-	-	-	-	-
(c)	Bodies Corporate	6	11,917,616	11,917,616	12.57	12.57	-	-
(d)	Financial Institutions/ Banks	-	-	-	-	-	-	-
(e)	Any Others(Specify)	-	-	-	-	-	-	-
	<b>Sub Total(A)(1)</b>	<b>24</b>	<b>36,795,093</b>	<b>36,795,093</b>	<b>38.81</b>	<b>38.81</b>	-	-
2	Foreign							
a	Individuals (Non-Residents Individuals/ Foreign Individuals)	-	-	-	-	-	-	-
b	Bodies Corporate	-	-	-	-	-	-	-
c	Institutions	-	-	-	-	-	-	-
d	Qualified Foreign Investor	-	-	-	-	-	-	-
e	Any Others(Specify)	-	-	-	-	-	-	-
	<b>Sub Total(A)(2)</b>	-	-	-	-	-	-	-
	<b>Total Shareholding of Promoter and Promoter Group (A)= (A)(1)+(A)(2)</b>	<b>24</b>	<b>36,795,093</b>	<b>36,795,093</b>	<b>38.81</b>	<b>38.81</b>	-	-
(B)	Public shareholding							
1	Institutions							
(a)	Mutual Funds/ UTI	2	2,950,750	2,950,000	3.11	3.11	-	-
(b)	Financial Institutions/ Banks	2	12,125	12,000	0.01	0.01	-	-
(c)	Central Government/ State Government(s)	-	-	-	-	-	-	-
(d)	Venture Capital Funds	1	2,700,000	-	2.85	2.85	-	-
(e)	Insurance Companies	1	268,966	268,966	0.28	0.28	-	-
(f)	Foreign Institutional Investors	-	-	-	-	-	-	-
(g)	Foreign Venture Capital Investors	-	-	-	-	-	-	-
(h)	Qualified Foreign Investor	-	-	-	-	-	-	-
(i)	Any Other (specify)	-	-	-	-	-	-	-
	<b>Sub-Total (B)(1)</b>	<b>6</b>	<b>5,931,841</b>	<b>3,230,966</b>	<b>6.26</b>	<b>6.26</b>	-	-
2	Non-institutions							
(a)	Bodies Corporate	703	17,167,691	8,510,181	18.11	18.11	-	-
(b)	Individuals							
	i. Individual shareholders holding nominal share capital up to Rs 1 lakh	24,418	27,799,271	24,895,631	29.33	29.33	-	-
	ii. Individual shareholders holding nominal share capital in excess of Rs. 1 lakh.	20	6,094,377	6,094,377	6.43	6.43	-	-
(c)	Qualified Foreign Investor	-	-	-	-	-	-	-
(d)	Any Other (specify)	-	-	-	-	-	-	-
(d-1)	Non Resident Indians	186	1,008,448	970,948	1.06	1.06	-	-
	<b>Sub-Total (B)(2)</b>	<b>25,327</b>	<b>52,069,787</b>	<b>40,471,137</b>	<b>54.93</b>	<b>54.93</b>	-	-
	<b>Total Public Shareholding (B)= (B)(1)+(B)(2)</b>	<b>25,333</b>	<b>58,001,628</b>	<b>43,702,103</b>	<b>61.19</b>	<b>61.19</b>	-	-
	<b>TOTAL (A)+(B)</b>	<b>25,357</b>	<b>94,796,721</b>	<b>80,497,196</b>	<b>100.00</b>	<b>100.00</b>	-	-
(C)	Shares held by Custodians and against which Depository Receipts have been issued							
1	Promoter and Promoter Group	-	-	-	-	-	-	-
2	Public	-	-	-	-	-	-	-
	<b>Sub-Total (C)</b>	-	-	-	-	-	-	-
	<b>GRAND TOTAL (A)+(B)+(C)</b>	<b>25,357</b>	<b>94,796,721</b>	<b>80,497,196</b>	<b>100.00</b>	<b>100.00</b>	-	-




Sr.No	Notes
1	
2	
3	
4	
5	
6	
7	
8	
9	



(i)(b) Statement showing holding of securities (including shares, warrants, convertible securities) of persons belonging to the category "Promoter and Promoter Group"

Sr. No.	Name of the shareholder	Details of Shares held		Encumbered shares (*)			Details of warrants		Details of convertible securities		Total shares (including underlying shares assuming full conversion of warrants and convertible securities) as a % of diluted share capital
		Number of shares held	As a % of grand total (A) + (B) + (C)	No.	As a percentage	As a % of grand total (A)+(B)+(C) of sub-clause (I)(a)	Number of warrants held	As a % total number of warrants of the same class	Number of convertible securities held	As a % total number of convertible securities of the same class	
(i)	(ii)	(iii)	(iv)	(v)	(vi) = (v)/(iii) * 100	(vii)	(viii)	(ix)	(x)	(xi)	(xii)
1	VJAY MOHAN	9,187,453	9.87	-	-	-	-	-	-	-	9.87
2	VJAY MOHAN.D (BHUF)	660,900	0.70	-	-	-	-	-	-	-	0.70
3	VIREN MOHAN	6,522,615	6.88	-	-	-	-	-	-	-	6.88
4	VANITHA MOHAN	3,801,488	4.01	-	-	-	-	-	-	-	4.01
5	VIKRAM MOHAN	3,363,960	3.55	-	-	-	-	-	-	-	3.55
6	ASHWIN CHANDRAN	163,651	0.16	-	-	-	-	-	-	-	0.16
7	GAYATHRI BALAJI	184,995	0.20	-	-	-	-	-	-	-	0.20
8	MADHURA MOHAN	181,575	0.19	-	-	-	-	-	-	-	0.19
9	VINAY BALAJI	120,000	0.13	-	-	-	-	-	-	-	0.13
10	PRASHANTH CHANDRAN	82,500	0.09	-	-	-	-	-	-	-	0.09
11	SUMANTH R	413,145	0.44	-	-	-	-	-	-	-	0.44
12	SARATH CHANDRAN D	45,000	0.05	-	-	-	-	-	-	-	0.05
13	ANVAR JAY VARADARAJ	40,470	0.04	-	-	-	-	-	-	-	0.04
14	VARUN JAY VARADARAJ	40,470	0.04	-	-	-	-	-	-	-	0.04
15	MAYA JAY VARADARAJ	40,470	0.04	-	-	-	-	-	-	-	0.04
16	DR JAIRAM VARADARAJ	35,805	0.04	-	-	-	-	-	-	-	0.04
17	UDAY BALAJI	22,005	0.02	-	-	-	-	-	-	-	0.02
18	T BALAJI NAIDU	975	0.00	-	-	-	-	-	-	-	0.00
19	PRECOT MERIDIAN LIMITED	5,482,250	5.76	-	-	-	-	-	-	-	5.76
20	PRICOL HOLDINGS LIMITED	4,416,926	4.66	-	-	-	-	-	-	-	4.66
21	BHAVANI INFIN SERVICES INDIA PRIVATE LIMITED	1,433,790	1.51	-	-	-	-	-	-	-	1.51
22	SAGITTARIUS INVESTMENTS PRIVATE LIMITED	274,650	0.29	-	-	-	-	-	-	-	0.29
23	SUPREM TEXTILES PROCESSING LIMITED	210,000	0.22	-	-	-	-	-	-	-	0.22
24	SHRIMAY ENTERPRISES PRIVATE LIMITED	120,000	0.13	-	-	-	-	-	-	-	0.13
	<b>TOTAL</b>	<b>36,795,093</b>	<b>38.81</b>								<b>38.81</b>

(\*) The term "encumbrance" has the same meaning as assigned to it in regulation 28(3) of the SAST Regulations, 2011





(I)(d) Statement showing details of locked-in shares

Sr. No.	Name of the shareholder	Number of locked-in shares	Locked-in shares as a percentage of total number of shares (i.e., Grand Total (A)+(B)+(C) indicated in Statement at para (I)(a) above)
1	PHI Capital Solutions LLP	4,500,000	4.75
	Total	4,500,000	4.75

(II)(a) Statement showing details of Depository Receipts (DRs)

Sr. No.	Type of outstanding DR (ADRs, GDRs, SDRs, etc.)	Number of outstanding DRs	Number of shares underlying outstanding DRs	Shares underlying outstanding DRs as a percentage of total number of shares (i.e., Grand Total (A)+(B)+(C) indicated in Statement at para (I)(a) above)
			NIL	
TOTAL			NIL	

(II)(b) Statement showing holding of Depository Receipts (DRs), where underlying shares held by "promoter/promoter group" are in excess of 1% of the total number of shares

Sr. No.	Name of the DR Holder	Type of outstanding DR (ADRs, GDRs, SDRs, etc.)	Number of shares underlying outstanding DRs	Shares underlying outstanding DRs as a percentage of total number of shares (i.e., Grand Total (A)+(B)+(C) indicated in Statement at para (I)(a) above)
			NIL	
TOTAL			NIL	

