



Introductory sub-table (I)(a)

Name of the Company: Xenos Automotive Limited			
Scrip Code, Name of the scrip, class of security: Not Applicable			
Pre - Amalgamation Shareholding pattern			
<b>Partly paid-up shares:-</b>			
	No. of partly paid-up shares	As a % of total no. of partly paid-up shares	As a % of total no. of shares of the company
Held by promoter/promoter group	-	-	-
Held by public	-	-	-
<b>Total</b>	-	-	-
<b>Outstanding convertible securities:-</b>			
	No. of outstanding securities	As a % of total no. of outstanding convertible securities	As a % of total no. of shares of the company, assuming full conversion of the convertible securities
Held by promoter/promoter group	-	-	-
Held by public	-	-	-
<b>Total</b>	-	-	-
<b>Warrants:-</b>			
	No. of warrants	As a % of total no. of warrants	As a % of total no. of shares of the company, assuming full conversion of warrants
Held by promoter/promoter group	-	-	-
Held by public	-	-	-
<b>Total</b>	-	-	-
Total paid-up capital of the company assuming full conversion of warrants and convertible securities		36,200,000	




Statement Showing Shareholding Pattern

Category Code	Category of Shareholder	Number of Shareholders	Table (I)(a)		Total shareholding as a percentage of total number of shares		Shares Pledged or otherwise encumbered	
			Total number of shares	Number of shares held in dematerialized form	As a percentage of (A+B) <sup>1</sup>	As a percentage of (A+B+C)	Number of shares	As a percentage
			(IV)	(V)	(VI)	(VII)	(VIII)	(IX) = (VIII)/(IV)*100
(A)	Shareholding of Promoter and Promoter Group <sup>2</sup>							
1	Indian							
(a)	Individuals/ Hindu Undivided Family	5	34,675,000	-	95.79	95.79	-	-
(b)	Central Government/ State Government(s)	-	-	-	-	-	-	-
(c)	Bodies Corporate	1	845,000	-	2.33	2.33	-	-
(d)	Financial Institutions/ Banks	-	-	-	-	-	-	-
(e)	Any Others(Specify)	-	-	-	-	-	-	-
	<b>Sub Total(A)(1)</b>	<b>6</b>	<b>35,520,000</b>	<b>-</b>	<b>98.12</b>	<b>98.12</b>	<b>-</b>	<b>-</b>
2	Foreign							
a	Individuals (Non-Residents Individuals/ Foreign Individuals)	-	-	-	-	-	-	-
b	Bodies Corporate	-	-	-	-	-	-	-
c	Institutions	-	-	-	-	-	-	-
d	Qualified Foreign Investor	-	-	-	-	-	-	-
e	Any Others(Specify)	-	-	-	-	-	-	-
	<b>Sub Total(A)(2)</b>	<b>-</b>	<b>-</b>	<b>-</b>	<b>-</b>	<b>-</b>	<b>-</b>	<b>-</b>
	<b>Total Shareholding of Promoter and Promoter Group (A)= (A)(1)+(A)(2)</b>	<b>6</b>	<b>35,520,000</b>	<b>-</b>	<b>98.12</b>	<b>98.12</b>	<b>-</b>	<b>-</b>
(B)	Public shareholding							
1								
(a)	Mutual Funds/ UTI	-	-	-	-	-	-	-
(b)	Financial Institutions / Banks	-	-	-	-	-	-	-
(c)	Central Government/ State Government(s)	-	-	-	-	-	-	-
(d)	Venture Capital Funds	-	-	-	-	-	-	-
(e)	Insurance Companies	-	-	-	-	-	-	-
(f)	Foreign Institutional Investors	-	-	-	-	-	-	-
(g)	Foreign Venture Capital Investors	-	-	-	-	-	-	-
(h)	Qualified Foreign Investor	-	-	-	-	-	-	-
(i)	Any Other (specify)	-	-	-	-	-	-	-
	<b>Sub-Total (B)(1)</b>	<b>-</b>	<b>-</b>	<b>-</b>	<b>-</b>	<b>-</b>	<b>-</b>	<b>-</b>
2	Non-Institutions							
(a)	Bodies Corporate	1	680,000	-	1.88	1.88	-	-
(b)	Individuals	-	-	-	-	-	-	-
	i. Individual shareholders holding nominal share capital up to Rs 1 lakh	-	-	-	-	-	-	-
	ii. Individual shareholders holding nominal share capital in excess of Rs. 1 lakh.	-	-	-	-	-	-	-
(c)	Qualified Foreign Investor	-	-	-	-	-	-	-
(d)	Any Other (specify)	-	-	-	-	-	-	-
(d-i)	Non Resident Indians	-	-	-	-	-	-	-
	<b>Sub-Total (B)(2)</b>	<b>1</b>	<b>680,000</b>	<b>-</b>	<b>1.88</b>	<b>1.88</b>	<b>-</b>	<b>-</b>
	<b>Total Public Shareholding (B)= (B)(1)+(B)(2)</b>	<b>1</b>	<b>680,000</b>	<b>-</b>	<b>1.88</b>	<b>1.88</b>	<b>-</b>	<b>-</b>
	<b>TOTAL (A)+(B)</b>	<b>7</b>	<b>36,200,000</b>	<b>-</b>	<b>100.00</b>	<b>100.00</b>	<b>-</b>	<b>-</b>
(C)	Shares held by Custodians and against which Depository Receipts have been issued							
1	Promoter and Promoter Group	-	-	-	-	-	-	-
2	Public	-	-	-	-	-	-	-
	<b>Sub-Total (C)</b>	<b>-</b>	<b>-</b>	<b>-</b>	<b>-</b>	<b>-</b>	<b>-</b>	<b>-</b>
	<b>GRAND TOTAL (A)+(B)+(C)</b>	<b>7</b>	<b>36,200,000</b>	<b>-</b>	<b>100.00</b>	<b>100.00</b>	<b>-</b>	<b>-</b>




Sr.No	Notes
1	
2	
3	
4	
5	
6	
7	
8	
9	



(i)(b) Statement showing holding of securities (including shares, warrants, convertible securities) of persons belonging to the category "Promoter and Promoter Group"

Sno	Name of the shareholder	Details of Shares held		Encumbered shares (*)			Details of warrants		Details of convertible securities		Total shares (including underlying shares assuming full conversion of warrants and convertible securities) as a % of diluted share capital
		Number of shares held	As a % of grand total (A) +(B) +( C )	No.	As a percentage	As a % of grand total (A)+(B)+(C) of sub-clause (i)(a )	Number of warrants held	As a % total number of warrants of the same class	Number of convertible securities held	As a % total number of convertible securities of the same class	
(i)	(ii)	(iii)	(iv)	(v)	(vi)=(v)/(iii)*100	(vii)	(viii)	(ix)	(x)	(xi)	(xii)
1	VIJAY MOHAN	34,637,425	95.68	-	-	-	-	-	-	-	95.68
2	VANITHA MOHAN	37,535	0.10	-	-	-	-	-	-	-	0.10
3	VIKRAM MOHAN	20	0.00	-	-	-	-	-	-	-	0.00
4	VIREN MOHAN	10	0.00	-	-	-	-	-	-	-	0.00
5	LAKSHMI N MOHAN	10	0.00	-	-	-	-	-	-	-	0.00
6	PRICOL HOLDINGS LIMITED	845,000	2.33	-	-	-	-	-	-	-	2.33
	<b>TOTAL</b>	<b>35,520,000</b>	<b>98.12</b>								<b>98.12</b>

(\*) The term "encumbrance" has the same meaning as assigned to it in regulation 28(3) of the SAST Regulations, 2011




(I)(c)(i) Statement showing holding of securities (including shares, warrants, convertible securities) of persons belonging to the category "Public" and holding more than 1% of the total number of shares

Sr.No	Name of the shareholder	Number of shares held	Shares as a percentage of total number of shares (i.e., Grand Total (A)+(B)+(C) Indicated in Statement at para (I)(a) above)	Details of warrants		Details of convertible securities		Total shares (including underlying shares assuming full conversion of warrants and convertible securities) as a % of diluted share capital
				Number of warrants held	As a % total number of warrants of the same class	Number of convertible securities held	% w.r.t total number of convertible securities of the same class	
1	PHI CAPITAL SERVICES LLP	680,000	1.88	-	-	-	-	1.88
2				-	-	-	-	-
3				-	-	-	-	-
4				-	-	-	-	-
5				-	-	-	-	-
6				-	-	-	-	-
<b>TOTAL</b>		<b>680,000</b>	<b>1.88</b>	<b>-</b>	<b>-</b>	<b>-</b>	<b>-</b>	<b>1.88</b>

(I)(c)(ii) Statement showing holding of securities (including shares, warrants, convertible securities) of persons (together with PAC) belonging to the category "Public" and holding more than 5% of the total number of shares of the company

Sr. No.	Name(s) of the shareholder(s) and the Persons Acting in Concert (PAC) with them	Number of shares	Shares as a percentage of total number of shares (i.e., Grand Total (A)+(B)+(C) Indicated in Statement at para (I)(a) above)	Details of warrants		Details of convertible securities		Total shares (including underlying shares assuming full conversion of warrants and convertible securities) as a % of diluted share capital
				Number of warrants	As a % total number of warrants of the same class	Number of convertible securities held	% w.r.t total number of convertible securities of the same class	
			NIL					



(I)(d) Statement showing details of locked-in shares

Sr.No	Name of the shareholder	Number of locked-in shares	Locked-in shares as a percentage of total number of shares (i.e., Grand Total (A)+(B)+(C) indicated in Statement at para (I)(a) above)
1			
	Total	-	

(II)(a) Statement showing details of Depository Receipts (DRs)

Sr. No.	Type of outstanding DR (ADRs, GDRs, SDRs, etc.)	Number of outstanding DRs	Number of shares underlying outstanding DRs	Shares underlying outstanding DRs as a percentage of total number of shares (i.e., Grand Total (A)+(B)+(C) indicated in Statement at para (I)(a) above)
			NIL	
TOTAL			NIL	

(II)(b) Statement showing holding of Depository Receipts (DRs), where underlying shares held by "promoter/promoter group" are in excess of 1% of the total number of shares

Sr. No.	Name of the DR Holder	Type of outstanding DR (ADRs, GDRs, SDRs, etc.)	Number of shares underlying outstanding DRs	Shares underlying outstanding DRs as a percentage of total number of shares (i.e., Grand Total (A)+(B)+(C) indicated in Statement at para (I)(a) above)
			NIL	
TOTAL			NIL	

Post Amalgation Shareholding Pattern of Xenos Automotive Limited = NIL

