



PRICOL LIMITED

Passion to Excel

109, Race Course,
Coimbatore-641 018, India

+91 422 433 6000

connect@pricol.com

pricol.com

CIN: L34200TZ2011PLC022194

CUSTOMERS EMPLOYEES SHAREHOLDERS SUPPLIERS

PL/SEC/TGT/2025-2026/124

Friday, 30th January 2026

Listing Department National Stock Exchange of India Limited “Exchange Plaza’, C-1, Block G Bandra-Kurla Complex, Bandra (E), Mumbai - 400051 Scrip Code: PRICOLLTD	Corporate Relationship Department BSE Limited 1 st Floor, New Trading Ring Rotunda Building, P J Towers, Dalal Street, Fort, Mumbai 400 001 Scrip Code: 540293
--	---

Dear Sir,

Sub: **INVESTOR PRESENTATION**

Pursuant to Regulation 30(6) of SEBI (Listing Obligations and Disclosure Requirements) Regulations, 2015, we herewith submit the presentation to be used for the **Investor Conference call** on the unaudited financial results for the quarter and nine months ended 31st December 2025, **to be held today (30th January, 2026) at 04:00 PM (IST).**

This is for your information and records.

Thanking you

Yours faithfully,
For Pricol Limited

T.G.Thamizhanban
Company Secretary
ICSI M.No: F7897

Encl. As above





Q3 - FY26 | Earnings Presentation
30-Jan-2026

Disclaimer

The contents of this presentation are for informational purposes only and for the reader's personal non-commercial use. The contents are intended but not guaranteed to be correct, complete or absolutely accurate. This presentation also contains forward-looking statements based on the currently held beliefs and assumptions of the Management of the Company, which are expressed in good faith and in their opinion are reasonable.

Forward looking statements involve known and unknown risks, contingencies, uncertainties, market conditions and other factors which may cause the actual results, financial condition, performance or achievements of the Company or industry results to differ materially from the results, financial condition, performance or achievements expressed or implied by such forward-looking statements. The Company disclaims any obligation or liability to any person for any loss or damage caused by errors or omissions whether arising from negligence, accident or any other cause.

Recipients of this presentation are not to construe its contents or any prior or subsequent communications from or with the Company or its representatives as investment advice. In addition, this presentation does not purport to be all inclusive or to contain all the information that may be required to make a full analysis of the Company and of the relevance and adequacy of the information and should make such other investigations as they deem necessary.

Company Snapshot



1975

Commenced operations in Coimbatore, INDIA.



470 +

Product & Process Engineers



IATF 16949:2016, ISO14001:2015, ISO 45001:2018, ISO/IEC 17025:2017 and ISO/IEC 27001:2022
(Obtained ISO 9001 in the year 1993)



8,500 +

Employees
(Including Subsidiaries)




2

Technology Centers
(~ 4.5% of Total revenue spent on R&D)



27,085.60 INR Million

(316.18) USD Million
FY25 Consolidated Total Income*



14

Manufacturing Plants
(Including Subsidiaries)



5

Presence in India, Indonesia, Singapore, Japan and Dubai.



Top 75

Industrial Innovation Awards 2024
Awarded by CII



6

Key Strategic Partnerships



16

Countries Direct OEM Supplies



100%

Energy Consumption via Renewable Sources.
(Excluding Diesel Generator)

* Total Consolidated Income includes financials of Pricol Precision Products Private Limited (P3L) only for the Month of Feb'25 and Mar'25.

Our Presence



-  Offices
-  Plant Locations
-  Subsidiary Plants

Product Verticals

A. Driver Information and Connected Vehicle Solutions



E-Cockpit



TFT Cluster

LCD Cluster



Hybrid Cluster

Heads up Display (HUD)

Telematics



Reed Type Fuel Level Sensor

TFR Type Fuel Level Sensor



Battery Management System

B. Actuation, Control and Fluid Management System



Electrical Oil Pump



Electrical Coolant Pump



Disc Brake System



Coolant Pump



Oil Pump



Cabin Tilt System



Fuel Pump Module



Electronic Purge Valve

C. Precision Products



Dash Board Assembly



Piece Radiator



Radiator Grill



Roof Rack



Garnish with DAB



DAB Cover



Dash Board



Windshield



Front Finisher



Fuel Tank



Air duct



Garnish



Decorating

Our Major Customers



Key Highlights



Confederation of Indian Industry




Global Summit on Technology, R&D and Intellectual Property

From Dependence to Innovation: Resilient Growth for Atmanirbhar Bharat

Top 100 Innovative Companies Award on 16-Dec-2025

Confederation of Indian Industries (CII) awarded Pricol as one of the "TOP 100 INNOVATIVE COMPANIES"
as a part of Industrial Innovation award 2025





Confederation of Indian Industry



Global Summit on Technology, R&D and Intellectual Property

Frugal Innovation, Digital Tech, and Bharat



Top 25 Companies Excelling Women in STEM on 17-Dec-2025

Confederation of Indian Industries (CII) awarded Pricol as one of the "TOP 25 COMPANIES" as a part of Excelling Women in STEM (Science, Technology, Engineering, and Mathematics) Award 2025





Corporate Manufacturing Engineering Wins Champions Trophy at CII National Technology Competition 2025

Pricol's Corporate Manufacturing Engineering Won "The Champions Trophy – 2025" at the Confederation of Indian Industry (CII) National Technology Competition for AI-driven automation.



Clean Energy Champion & Special Recognition at Supplier Sustainability Summit TVS Motor Company Limited

P3L was honored as a Clean Energy Champion at TVS Motor Company's Supplier Sustainability Summit for achieving 95% renewable energy sourcing at our Mysore unit in FY 24 - 25.

TVS CII
R COMPANY
&
MES YOU TO
PLIER
ABIL
MIT
FUTURE
ND
INING
EXCELLENCE
USTAINING THE
ainable Futur
MIT
CO
Dri
acros



Clean Energy Champion & Special Recognition at Supplier Sustainability Summit TVS Motor Company Limited

We received Special Recognition for Outstanding Sustainability Performance, ranking among the top 45 suppliers out of 350.





P3L Wins Gold Award at TGSIN Supplier QCC Convention

TGSIN awarded P3L the Gold Award at the Supplier QCC Convention for embracing a demanding task with focus, dedication, and collaboration, resulting in outstanding performance.



ACMA

(Southern Region)

Delphi -
Technolo

LGB

PA

UPER AUT
Forging Ahead In

TEL t

WIL

pricol
WHEELS INDI

Best Sustainability Concept at ACMA Kaizen Contest

Recognized at the ACMA SR 17th Regional Kaizen Contest for improving productivity and quality through process optimization in DICVS.



ROTARY INDIA NATIONAL
CSR AWARDS 2025
SOUTHERN REGION



Education & Literacy - Large Pricol Limited

- Project Title: Reviving Education - Rebuilding Futures.
- Project Location: Pallapalayam, Coimbatore, Tamil Nadu

Rotary India National CSR Award 2025

Recognized for Reviving Education – Rebuilding Futures, a comprehensive school infrastructure development project enhancing safe and sustainable learning for 150 students annually at Pallapalayam Primary School.



DISTRICTS
• RID 3192

DISTRICTS
2, 3150, 3160,
33, 3234, 2982,
211, 3212, 3206,
3204, 2981

DISTRICTS
, 3160, 3020, 3234

CLUBS
Bangalore Junction
Bangalore Lakeside
Bangalore Midtown
Bangalore West

ED BY

EVENT SUPPORTED BY



HOST DISTRICTS

RID 3191 • RID 3192

PARTNER DISTRICTS

RID 3181, 3182, 3150, 3160,
3020, 3231, 3233, 3234, 2982,
3203, 3000, 3211, 3212, 3206,
3205, 3204, 2981

SPONSOR DISTRICTS

RID 3191, 3192, 3150, 3160, 3020, 3234

SPONSOR CLUBS

Rotary Bangalore Junction
Rotary Bangalore Lakeside
Rotary Bangalore Midtown
Rotary Bangalore West


POWERED BY



KNOWLEDGE PARTNER



EVENT SUPPORTED BY





Rotary
India

Rotary
TEJAS
WINGS OF CHANGE
ROTARY ZONE INSTITUTE

National
CSR Awards

ROTARY INDIA NATIONAL
CSR AWARDS 2025

Rotary India National CSR Award 2025

Awarded for Wellness on Wheels, a pan-India initiative providing comprehensive vision and health screening services to commercial vehicle drivers, benefiting over 8,000 individuals nationwide.

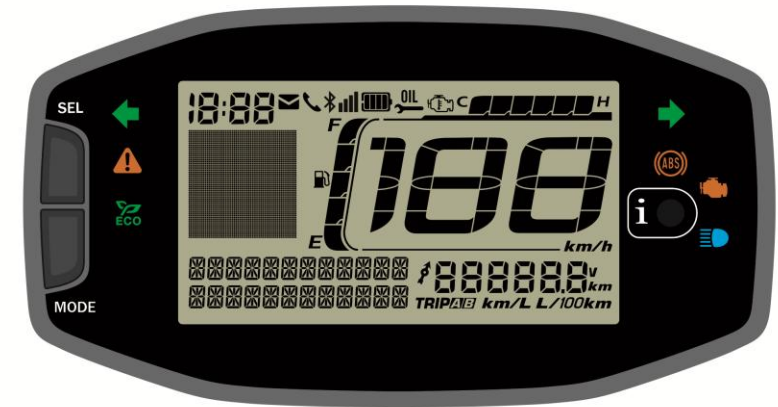


Select New Product Launches

Q3 FY26 Product Launch


Suzuki Motorcycle India

(Access)



LCD TYPE - DIS






Q3 FY26 Product Launch

Suzuki Motorcycle India

(Access)



Fuel Level Sensor



Q3 FY26 Product Launch

BAJAJ

(Chetak C2501)



LCD TYPE - DIS

Q3 FY26 Product Launch


Hero MotoCorp

(Xtreme 125R)



LCD TYPE - DIS





Q3 FY26 Product Launch

VE Commercial Vehicles Ltd

(TITAN)



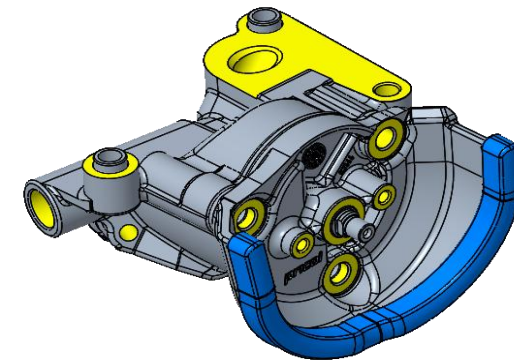
LCD TYPE - DIS



Q3 FY26 Product Launch

BMW

(F 450 GS)

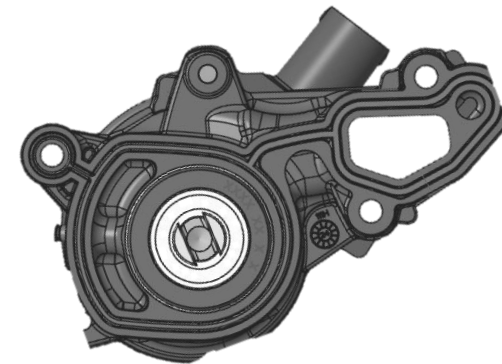


OIL PUMP

Q3 FY26 Product Launch

BMW

(F 450 GS)

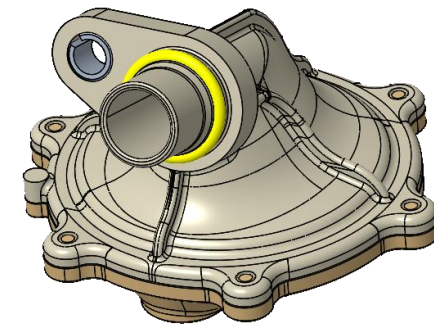


WATER PUMP


Q3 FY26 Product Launch

BMW

(F 450 GS)



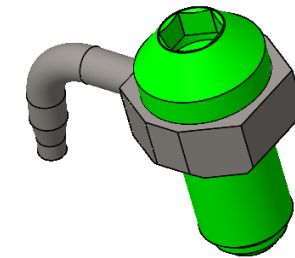
SUCTION TUBE



Q3 FY26 Product Launch

BMW

(F 450 GS)



JET OIL SPRAY

Financial Overview

Key Financial Highlights (Consolidated)

Q3-FY26 Financial Performance

Revenue from Operations	EBITDA	EBITDA Margin
INR 1,020.36 Crs	INR 124.41 Crs	12.19 %
PAT	PAT Margin	EPS (Basic)
INR 63.69 Crs	6.24 %	INR 5.22

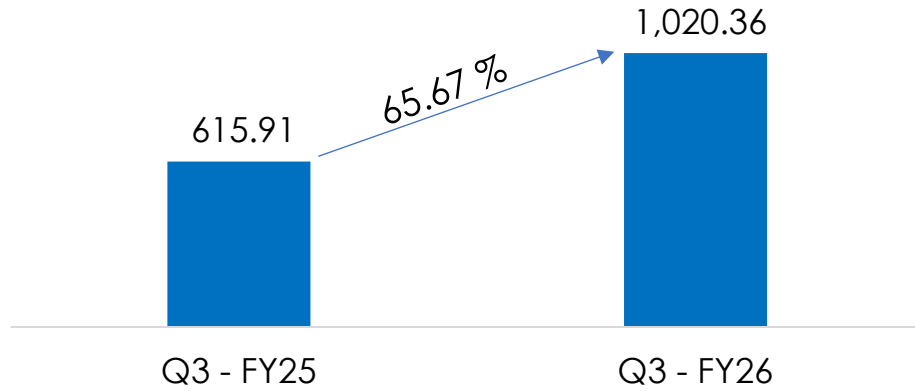
9M-FY26 Financial Performance

Revenue from Operations	EBITDA	EBITDA Margin
INR 2,885.95 Crs	INR 349.63 Crs	12.11 %
PAT	PAT Margin	EPS (Basic)
INR 177.57 Crs	6.15 %	INR 14.57

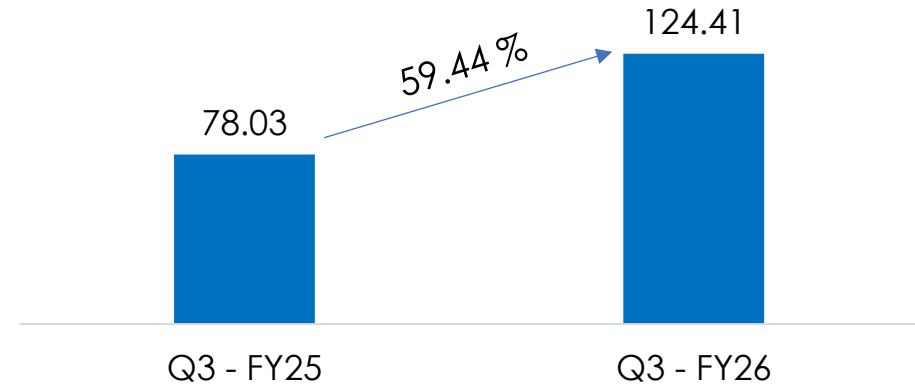
Financial Performance (Consolidated)

Value(INR) in Crores

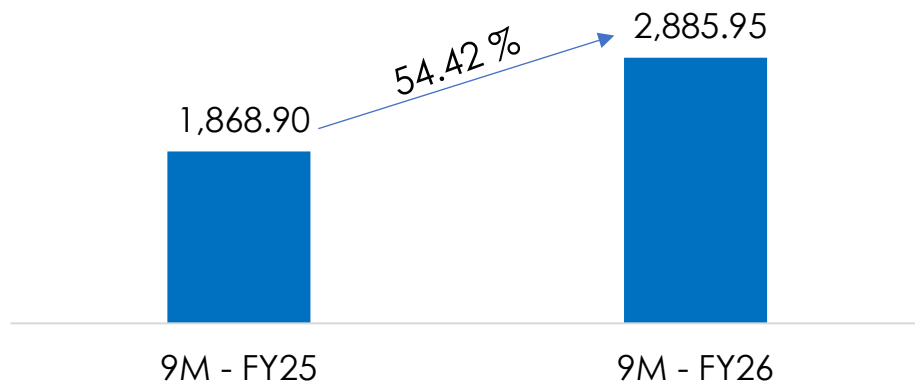
Q3 FY26 - Revenue from Operation



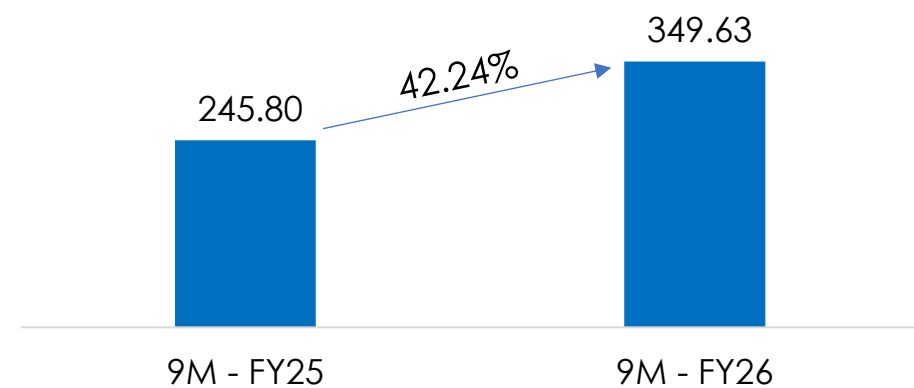
Q3 FY26 - EBITDA



9M FY26 - Revenue from Operation



9M FY26 - EBITDA



Quarterly Income Statement (Consolidated)

Value(INR) in Crores

Particulars	Q3 FY25	Q3 FY26
Revenue from Operations	615.91	1,020.36
Other Operational Revenue	17.89	19.03
Other Revenue	4.00	1.90
Total Income	637.80	1,041.29
Total Expenses	558.70	917.99
Depreciation and amortisation expenses	22.40	30.20
Finance costs	2.25	8.60
Profit Before Tax (PBT)	54.45	84.50
Tax	13.00	20.81
Profit After Tax (PAT)	41.45	63.69
Other Comprehensive Income (After Tax)	(0.97)	1.30
Total Comprehensive Income	40.48	64.99
Basic EPS (INR)*	3.40	5.22

*Not Annualised for Period

Historical Income Statement (Consolidated)

Value(INR) in Crores

Particulars	FY24	FY25	FY26 (9M)
Revenue from Operations	2,208.17	2,620.91	2,885.95
Other Operational Revenue	63.61	71.01	55.64
Other Revenue	13.16	16.64	7.52
Total Income	2,284.94	2,708.56	2,949.11
Total Expenses	1,998.73	2,379.03	2,603.22
Depreciation and amortisation expenses	82.06	89.75	88.88
Finance costs	18.25	13.17	21.81
PBT before exceptional Item	185.90	226.61	235.20
PBT	185.90	226.61	235.20
Tax	45.29	59.58	57.63
PAT	140.61	167.03	177.57
Other Comprehensive Income (After Tax)	(5.90)	3.73	4.58
Total Comprehensive Income	134.71	170.76	182.15
Basic EPS(INR)*	11.54	13.70	14.57

*Not Annualised for Period

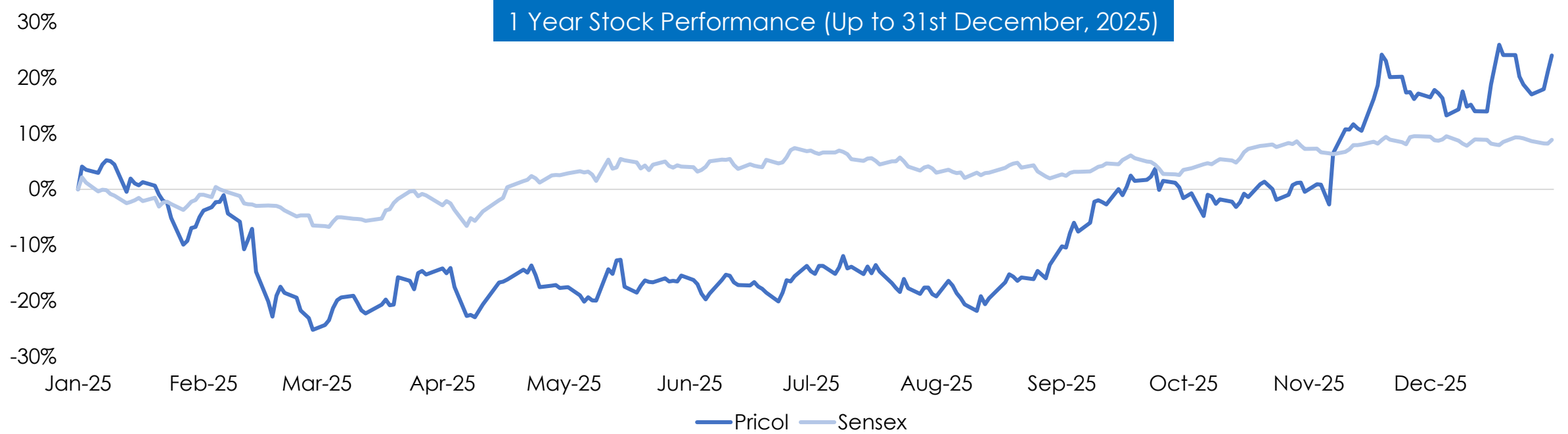
Historical Balance Sheet (Consolidated)

Value(INR) in Crores

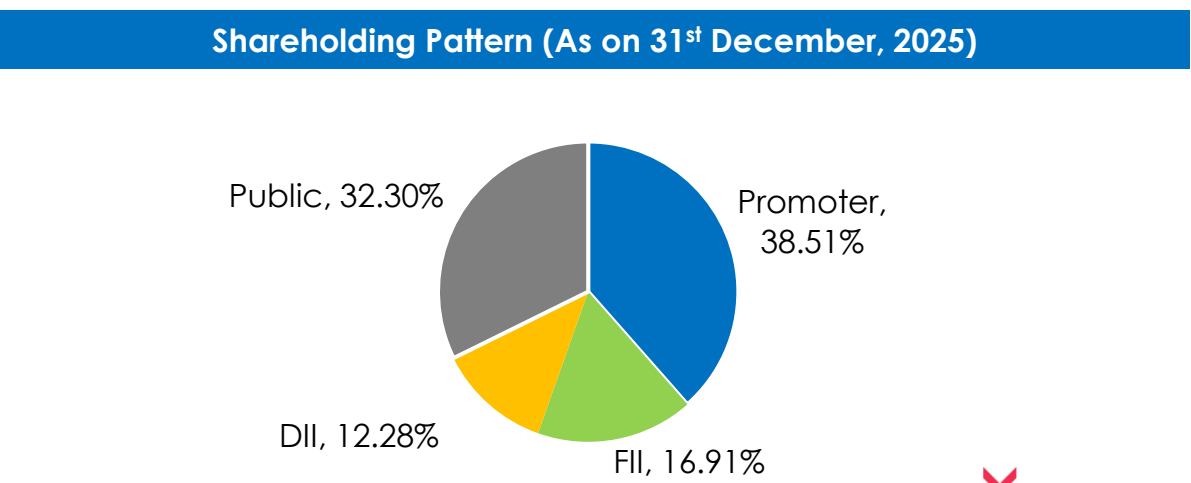
Equity and Liabilities	FY24	FY25	FY26 (H1)
Shareholders Fund			
Share Capital	12.19	12.19	12.19
Other Equity	833.08	1,003.84	1,121.00
Total Equity	845.27	1,016.03	1,133.19
Non-Current Liabilities			
Long Term borrowings	-	67.81	59.84
Lease Liabilities	8.03	4.94	3.68
Other Financial Liabilities	0.88	53.56	53.57
Long term provisions	19.02	15.47	15.84
Deferred tax liabilities (Net)	34.84	30.15	26.37
Other Non-Current Liabilities	1.99	4.48	4.12
Total Non-Current Liabilities	64.76	176.41	163.42
Current Liabilities			
Short Term Borrowings	46.62	56.69	52.85
Lease Liabilities	6.23	5.27	3.13
Trade payables	325.83	454.58	660.86
Other Financial Liabilities	89.83	148.79	159.79
Other Current Liabilities	27.55	51.68	53.72
Short Term Provisions	26.93	30.69	35.81
Current Tax Liabilities (Net)	2.62	9.22	15.12
Total Current Liabilities	525.61	756.92	981.28
Total	1,435.64	1,949.36	2,277.89

Assets	FY24	FY25	FY26 (H1)
Non-Current Assets			
Fixed Assets			
Property, Plant & Equipment	459.20	706.52	751.07
Right of use assets	27.72	26.35	25.35
Capital work in progress	37.90	69.90	80.67
Investment Property	6.69	6.42	6.29
Goodwill	59.60	51.72	46.74
Other Intangible assets	78.41	79.90	71.67
Intangible Assets under Development	0.38	0.47	0.40
Investments	1.20	7.14	7.26
Other Financial Assets	6.91	8.36	8.24
Other Non-Current Assets	14.38	12.08	46.82
Deferred Tax Assets	0.30	0.21	0.21
Total Non-Current Assets	692.69	969.07	1,044.72
Current Assets			
Inventories	320.27	362.63	472.25
Trade Receivables	287.04	472.74	589.56
Cash and Cash Equivalents	112.54	101.08	101.54
Other Bank Balances	1.09	0.95	0.98
Investments	5.17	6.94	7.67
Other Financial Assets	1.48	1.35	1.65
Other Current Assets	15.36	34.60	59.52
Total Current Assets	742.95	980.29	1,233.17
Total	1,435.64	1,949.36	2,277.89

Capital Market Data



Price Data (As on 31 st December, 2025)	INR
Face Value	1.00
Closing Value	659.75
High Price/Low Price	693.00/381.50
Total Volume ('000)	523.26
Equity Shareholder Outstanding (Crores)	12.19
Market Cap (Crores)	8,041.13





Investor Relations

Details: Mr. Anuj Sonpal
Valorem Advisors
Email: pricol@valoremadvisors.com
Tel: +91-22-4903-9500

Company Secretary & Compliance Officer

Details: Mr. T.G Thamizhanban
Pricol Limited
Email: cs@pricol.com
Tel: +91 42-2433-6238